

AUGUST 1982  
Vol. 1, No. 3  
\$2.50


# Antic™

The ATARI® Resource

PRINTERS


PRINTERS

PRINTERS





# REMEMBER:



## MORE THAN JUST ANOTHER PRETTY FACE.

Says who? Says ANSI.

Specifically, subcommittee X3B8 of the American National Standards Institute (ANSI) says so. The fact is all Elephant™ floppies meet or exceed the specs required to meet or exceed all their standards.

But just who is "subcommittee X3B8" to issue such pronouncements?

They're a group of people representing a large, well-balanced cross section of disciplines—from academia, government agencies, and the computer industry. People from places like IBM, Hewlett-Packard, 3M, Lawrence Livermore Labs, The U.S. Department of Defense, Honeywell and The Association of Computer Programmers and Analysts. In short, it's a bunch of high-caliber nitpickers whose mission, it seems, in order to make better disks for consumers, is also to

make life miserable for everyone in the disk-making business.

How? By gathering together periodically (often, one suspects, under the full moon) to concoct more and more rules to increase the quality of flexible disks. Their most recent rule book runs over 20 single-spaced pages—listing, and insisting upon—hundreds upon hundreds of standards a disk must meet in order to be blessed by ANSI. (And thereby be taken seriously by people who take disks seriously.)

In fact, if you'd like a copy of this formidable document, for free, just let us know and we'll send you one. Because once you know what it takes to make an Elephant for ANSI...

We think you'll want us to make some Elephants for you.

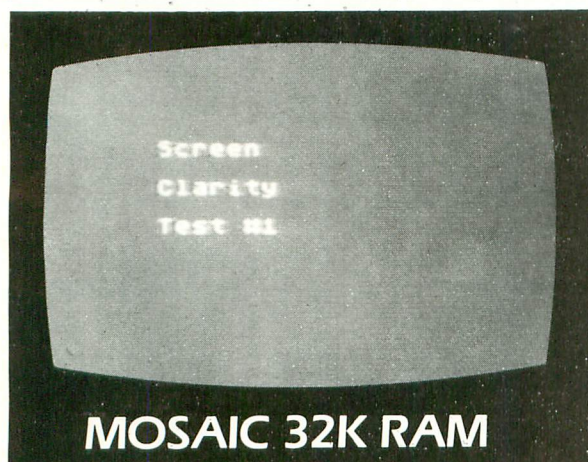
## ELEPHANT.™ HEAVY DUTY DISKS.

Distributed Exclusively by Leading Edge Products, Inc., 225 Turnpike Street, Canton, Massachusetts 02021  
Call: toll-free 1-800-343-6833; or in Massachusetts call collect (617) 828-8150. Telex 951-624.

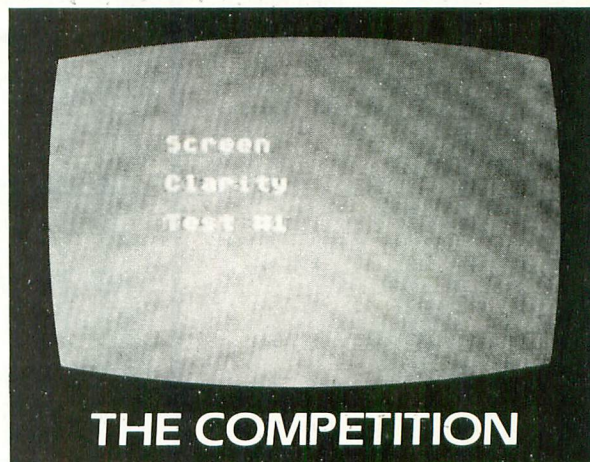


# THE MOSAIC RAM SYSTEMS FOR ATARI\*

## CLEARLY THE BEST



### THE SCREEN CLARITY TEST



## YOU CAN SEE THE MOSAIC DIFFERENCE

### WHAT THE EXPERTS HAD TO SAY

A.N.A.L.O.G. 400/800 MAGAZINE said in a 32K RAM board comparison test: "The Mosaic 32K RAM showed no sign of interference and gave the best screen clarity" and "Mosaic uses what we feel are the highest quality components which may improve reliability".

INTERFACE AGE said after replacing the Atari memory board with a Mosaic 32K RAM: "Once in place there is no noticeable change in screen clarity" and "in view of its excellent performance it should be a serious choice for those Atari owners intending to expand their memory."

Each Mosaic RAM board gives you more than just the best screen clarity but also the best in reliability, flexibility, and compatibility. The Mosaic RAM systems offer you the best in every way — these features prove it.

- Works in both the Atari 400\* & 800\* computers.
- 4 year guarantee.
- Complete instructions.
- Test cycled 24 hours for reliability.
- Gold edge connectors for better reliability.
- Quick no-solder installation.
- Full flexible memory configuration.
- Can be used with 8K, 16K and future products.
- Designed to take advantage of Atari 800's superior bus structure.
- Designed for inter-board communication in Atari 800.
- Allows Atari 800 to have 2 slots open for future expansion.
- Always the best components used for superior screen clarity and reliability.
- Low power design for safety and reliability.
- Available companion board (\$5) to allow running The Mosaic RAM systems independent of other boards.

### THE MOSAIC RAM SYSTEMS FOR THE SERIOUS ATARI OWNER.

#### THE MOSAIC 32K RAM

For the serious Atari owner. This is the 32K RAM board you've been hearing about. It has every feature you could want from a RAM board and more features than any other board offers. Each Mosaic 32K RAM comes with complete instructions so in a few minutes you will have expanded your Atari 800 to 48K RAM. The Mosaic 32K RAM works as well in the Atari 400, but we suggest the NEW Mosaic Expander.

#### THE MOSAIC EXPANDER

This is the most effective way you can expand to 32K RAM for your Atari 400 computer. And at almost the 16K price! The revolutionary Mosaic Expander is a memory board with 16K RAM in place and open slots to add 16K more from the Atari 16K board that comes with your Atari 400. Each board comes with complete instructions so in a few minutes you will have expanded to 32K RAM.

For your nearest Mosaic dealer call: toll free 1-800-547-2807.

\*Trademark of Atari, Inc.

**MOSAIC**  
ELECTRONICS

P.O. Box 708 Oregon City, Oregon 97045  
503/655-9574, 1-800 547-2807



**ANTIC**  
Publishing

*Editor & Publisher*  
James Capparell

*Assistant Editor*  
Robert DeWitt

*Contributing Editors*  
Jon Loveless  
Ken Harms

*Art Director*  
Marni Tapscott

*Typesetting*  
Terrific Graphics

*Circulation Manager*  
Les Torok

*Software Librarian*  
Dave Duberman

*Contributing Writers*  
Jerry White  
Dave Plotkin  
Cassie Stahl  
Linda Schreiber  
Adrian Dery  
Bill Wilkinson  
Vince Scott  
Matt Loveless  
Paul Hoffman  
John Harrison  
Mary Harrison  
Ron Mitchel  
Beth Kaplan

NOTE: ATARI is a trademark of Atari, Inc. ATARI 400 and ATARI 800 are trademarks of Atari, Inc. All references should be so noted.

August, 1982, Volume 1, Number 3

**ANTIC**—The ATARI Resource is published six times per year by **ANTIC** Publishing. Editorial offices are located at 297 Missouri Street, San Francisco, CA 94107. Phone is (415) 864-0886. Domestic subscriptions are \$15 for six issues, \$27 for 12 issues. Remitted in U.S. funds airmail rates for other countries as follows: Canada—\$25, for 1 year, \$47 for two years; Mexico—\$27 for 1 year, \$50 for 2 years; Europe and South America—\$30 for 1 year, \$57 for two years; Australia—\$35 for 1 year, \$67 for two years. Mail subscription order with check or money order to the above address.

Central European Distributor:  
Ing. W. Hofacker GMBH  
Tegernseerstrasse 18  
D-8150 Holzkirchen  
08024 7331

Australian Distributor:  
Futuretronics  
79-81 Levanue Rd.  
Moorabbin, Vic. 3189  
Australia  
03 555 9544

**ANTIC** The ATARI Resource (ISSN applied for) is published six times per year for \$15.00 by **ANTIC** Publishing Co., 297 Missouri St., San Francisco, Ca. 94107. Second Class Postage pending at San Francisco, Ca. POSTMASTER: Send address change to **ANTIC** 297 Missouri St. San Francisco, Ca.

Copyright© 1982 by **ANTIC** Publishing.  
All Rights Reserved. Printed in USA.

# Antic™

## The ATARI® Resource

### **PRINTERS REVIEWED** by John Loveless . . . . . 8

Dot matrix printers

### **ASSEMBLY LANGUAGE** by Adrian Dery . . . . . 15

BASIC line number deletion

### **DOLLARS TO SENSE** by Jerry White . . . . . 19

Translate

### **TWO MORE PRINTERS** by Capparell and Loveless . . . . . 22

Smith-Corona and Alphacom

### **STARTING LINE** by Dave Plotkin . . . . . 24

Get rid of those bugs

### **BANNER** by Paul Hoffman . . . . . 28

Another use for your printer

### **SPYDER** by John and Mary Harrison . . . . . 31

Draw color pictures without or without GTIA

### **IN THE PUBLIC DOMAIN** by Vince Scott . . . . . 33

Pac Invaders

### **TYP0** (TYPE YOUR PROGRAM ONCE) by William Wilkinson . . . . . 35

Find those pesky typing errors

### **PILOT YOUR ATARI** by Ken Harms . . . . . 36

Colors

### **SYSTEMS GUIDE** by James Capparell . . . . . 40

Memory Map continued

### **EDUCATION** by Linda Schreiber . . . . . 42

Zahrcon, a new version of hangman

### **FORTH FACTORY** by Gordon Smith . . . . . 57

Turtle graphics, part 1

### I/O Board . . . . . 6

### Product Reviews . . . . . 51


### New Products . . . . . 54

### Looking at Books . . . . . 61

### Subscription Form . . . . . 62

### Advertisers . . . . . 62





# Introducing the PERCOM Alternative to ATARI Disk Storage

Your Atari 800 is the finest home computer on the market. Now you can own a floppy disk system that measures up — an RFD mini-disk storage system from Percom.

At Percom we've been making disk storage systems since 1977.

Our designs are proven, our quality is well known. And we back our dealers with service know-how. Expect more from Percom. You won't be disappointed.

- Operate in either single- or double-density storage mode using Atari DOS 2.0S. In double-density you can store almost 184 Kbytes (formatted) on one side of a 40-track diskette.

For the best thing next to your computer, see your Atari dealer about a Percom RFD floppy disk storage system. For the name of your nearest dealer, call Percom toll-free 1-800-527-1222.

## PERCOM

PERCOM DATA COMPANY, INC.

11220 PAGEMILL RD. • DALLAS, TX 75243 • (214) 340-7081

ATARI 800 & ATARI 810 are trademarks of the Atari Corporation.  
PERCOM is a trademark of Percom Data Company, Inc.

- Connect your Percom RFD first-drive system directly to your computer or connect into your system through your Atari 810 Disk Drive.
- Add an RFD first-drive system with its versatile four-drive controller, then connect as many as three more low-cost RFD add-on drives.
- Write application programs that can query and set up your system to operate a different type drive at each cable position — that can even change configuration as the program executes.

- Get quality and state-of-the-art capability at competitive prices. Percom first-drive RFD systems are priced from only \$799, first add-on drive is only \$459. Cables included.

**Watch for announcement of a new, powerful, easy-to-use disk-operating system for your Percom-equipped Atari 800 computer.**

Minimum system requirements — are an Atari 800 computer with 24-Kbytes of RAM and compatible video display system; Atari's disk-operating system (ver 2.0S) and owner's manual.

Yes ... I'd like to know more about Percom RFD disk drives for my Atari 800 Computer. Rush me free literature.

Send to: **PERCOM DATA COMPANY, Inc.**, Dept. 18-A01  
11220 Pagemill Road, Dallas, Texas 75243

name \_\_\_\_\_

street \_\_\_\_\_

city \_\_\_\_\_

state \_\_\_\_\_

zip \_\_\_\_\_

phone number \_\_\_\_\_

I plan to add a hard disk system to my Atari: ☐ yes ☐ no.

**MAIL TODAY!**



## NOVICE LIFER

I have had my ATARI for 32 days. I studied the BASIC manual and have started to program, but WOW, do I need help! There are zillions of books on Apple and TRS-80, but they don't relate to ATARI. When I ask store clerks, they type something quickly and VOILA!, it works. But I don't know what they typed.

I've seen articles in other magazines about the ATARI, but there's a big gap between them and where I'm at. Everyone writes about machine language. I tried a few lines in my computer, and all I got were ERROR messages.

I believe that someone who doesn't know anything about computers should write a series of articles in ANTIC. As they learn, they can pass their new knowledge on to others.

My family has had a lot of fun with Chicken. It was the first program I typed from a magazine that worked perfectly as written! Here's a money order for a subscription. If you sell lifetime subscriptions, I want one.

B.B. Storey  
Ontario, CA

*We hear you loud and clear. Beginners are our lifeblood. Follow Starting Line, and watch for other helpful pieces.*

—ANTIC ED

## TYPING TIGERS

The first thing we did with our new ATARI 800 was to type in Chicken from ANTIC #1. It took two days, taking turns with my kids, to get it all in straight, but finally it worked! Using the BREAK key to stop it, though, causes the whole system to lock-up (wide vertical lines). What's going on?

Daley Myers  
Worthington, OH

*The vertical lines are the Player/Missile graphics out of synch. Press System/Reset and everything should be ready to go again.*—ANTIC ED

## DOWNLOADING TO DISK

Your article on modems (ANTIC #2) was not clear on this point: can all information and program from utilities like CompuServe be saved to disks and cassettes, or must the user keep the line open to receive?

Dan Miller  
Greensboro, N.C.

*Downloading is software dependent. The hardware is capable, within memory and speed limitations. Check chart in ANTIC #2, page 13, for more info.*—ANTIC ED

## PLEASANT SURPRISE

As an ATARI owner for over two years, I congratulate you on your first issue.

I was pleasantly surprised by the variety and presentation. I was excited to find a FORTH column (since I've decided I despise BASIC for large program development). I typed in Chicken, and was amazed that it worked, and was even entertaining! In fact, all your listings were clear, easy to read, and accurate. That is no mean feat.

Complaints, I have a few. Please don't split articles up into different parts of the magazine. It's easier to read from front to back. Also, while I think highly of ANTIC, I will not subscribe since I save no money that way. I'll buy at the store and skip any issues that look like "dogs." If there were a subscription advantage, I probably would subscribe.

Keep up the good work.

Charles McMath  
Springfield, VA

*We will try to "jump" fewer articles, but there are many considerations. Our price is fair, we think, for the value. A subscription assures you get your magazine regularly. Who knows, your dealer might sell out. Thanks for the encouragement.*—ANTIC ED

## AA5R, DO YOU READ?

In the June ANTIC, James Howard of Austin, TX, asked about RTTY and the ATARI. My call for 30 years has been K2BSM, and I'll pass on what I learned at the Dayton convention last April.

Kantronics, of Lawrence, KS, makes an "interface" and software to send and receive RTTY and CW using the ATARI 400 or 800 and a ham xceiver. I bought one (\$250) and it works like a charm.

So good, in fact, I replaced my 400 with an 800 so I can type faster. I'm 72 years young, and bought the 400 to play with. Now it's excess. Anybody want it?

A. Kruhm, K2BSM  
Flushing, N.Y.

*Delighted to start reader exchange with K2BSM. Feel free to respond to I/O Board items. We will try to accommodate.*—ANTIC ED

## GAME GAMER

Your game programs are good, but the typing errors I make are not much fun. "Softside" formats their listings narrower, to match the screen. When you publish the checksum program, please include the tables for Chicken and Death Star.

A table of variables, with related functions, would be appreciated. I liked Stan Ocker's "Game Programming," especially the flowchart. All of this helps us LEARN programming.



How do you disable the "end of line" buzzer?

Dan Howlett  
Concord, CA

*We are experimenting with narrow formatting and agree it is useful. The checksum program, TYPO, appears this issue. Both games run if entered exactly as listed. Variable tables will be sought from authors of listings, but no promises. The EOL buzzer is there as a warning. Anyone know how to disable it?*—ANTIC ED



by Russ  
Wetmore



## Good Golly! What A GAME!

The original arcade game **PREPPIE!** will give you hours of toe-tickling fun. **You** take the controls, moving your young prepster about on the golf course. And what a golf course! It's unlike any you have ever played on before. There are dangers **everywhere**, and only you can keep the little Ivy Leaguer from a fate worse than Penn State!

**PREPPIE!** is written in state-of-the-art machine language, is joystick compatible and fully utilizes the Atari's sound and graphics capabilities. Quite frankly, it will give you the most fun you can have on an Atari microcomputer.

**PREPPIE!** is available at fine computer, book, and hobby stores everywhere.

**ATARI 16K TAPE — \$29.95**  
**ATARI 32K DISK — \$29.95**

An exclusive game from



To order, see your local dealer. If he does not have the program you want, then call 1-800-327-7172 (orders only) or write for our free catalog.

**Published by ADVENTURE INTERNATIONAL**  
a division of Scott Adams, Inc.  
BOX 3435 • LONGWOOD, FL 32750 • (305) 862-6917

"My Atari never did things like this before!"  
—Holister Townsend Wolfe

"I had so much fun I almost blew my doughnuts."  
—Theodore Boston III

"I haven't had this much fun since Buffy and I went to Princeton for the weekend."  
—Martha Vineyard



# Printers Reviewed

by Jon Loveless

In this article we examine seven different printers from seven different manufacturers.

## TERMINOLOGY

Following is some printer jargon you will find helpful.

### CPS — CHARACTERS PER SECOND

This rating was once considered the true test of a printer. These ratings are often misleading. If a printer has three different sets of characters, it will have three different CPS ratings. Most ratings are based on conditions ideal for speed. We have developed a benchmark to compare each printer under similar conditions. This test prints 50 lines of 80 characters per line.

### CPI — CHARACTERS PER INCH


All printers seem to use a 10 CPI standard type size. Most also use a condensed (16 or 17 CPI) and an enhanced (bold 5 CPI). A few of the tested printers use a correspondence quality proportional print font. Proportionally spaced characters use only as much space as they need. A capital "W" takes more space than a small "i" for example.

### DOT MATRIX

This refers to how each of the tested printers forms the characters on paper. Each character is made up of a number of dots. These dots are created by pins that are forced out of the printer head to impact the ribbon and paper, causing an impression. Print heads use from seven to nine pins stacked up one on top of another. Each character is formed by a number of movements of the print head (again, usually from 7 to 9). Each movement of the head forms another column of dots comprising the character. This happens so fast that it appears as though the letter is printed all at once. A  $9 \times 9$  dot matrix, then, would be able to print letters or characters using any combination of 81 dots. Graphics capabilities, requiring appropriate software, allow individual dots to be positioned anywhere on the paper.

### BUFFER

A buffer is memory within the printer that stores data from the computer until it can be printed. Buffers vary in size, with options for 1000 and 2000 characters becoming widely available. Peripheral products are appearing that will allow attachment of buffers in 8000



(8K) character increments.

### FONT

This is the style or "face" of the type your printer produces. Many printers now have fonts that change with the CPI. Be sure to see a sample of the available fonts before you buy. Some inexpensive dot matrix fonts are hard to read.

### FRICTION and TRACTOR FEED

These terms describe the method by which the paper is fed through the printer. Tractor, also known as pin-feed, requires paper with holes in the margins and generally comes in "fan-fold" boxes. This is convenient and allows continuous printing.

Friction feed is like a regular typewriter feed, and allows single sheet operation or roll paper. The latter is not very practical but the paper is inexpensive.

### LOGIC SEEKING (short line)

Actually, "short-line seeking" is a better description than "logic seeking." If a given line is less than margin-to-margin, the printer will make a carriage return when the last character is printed, rather than wait until the head has moved across the page. This speeds up printing when lines are short as when doing program listings.

### PARALLEL and SERIAL

Of the two, Parallel data transmission is faster. The 850 interface uses a parallel port to connect with your printer. Since most printers use a standard parallel connection compatibility problems are reduced.



## PRINTERS COMPARISON CHART

| FEATURES                                       | NEC 8023A-C | EPSON MX80 | ATARI 825 | MPI-99G | AXIOM GP100 | C.ITOH 8510 | OKIDATA 84a | IDS Prism |
|--|-------------|------------|-----------|---------|-------------|-------------|-------------|-----------|
| <i>Friction feed</i>                           | Y           | Y          | Y         | Y       | Y           | Y           | Y           | Y         |
| <i>Tractor feed</i>                            | Y1          | Y2         | Y3        | Y2      | Y2          | Y1          | Y2          | Y         |
| <i>Reverse feed</i>                            | Y           | X NOTE 1   | Y1        | N       | N           | Y           | N           | NOTE 2    |
| <i>Skip over perf</i>                          | N           | X NOTE 1   | N         | Y       | Y           | N           | Y           | Y         |
| <i>Lines per inch</i>                          | V           | V          | V         | V       | V           | V           | V           | V         |
| <i>Max paper width</i>                         | 9½"         | 9½"        | 9½"       | 9½"     | 9½"         | 9½"         | 16"         | 15"       |
| <i>Min paper width</i>                         | 4"          | 2½"        | 9½"       | ½"      | ½"          | 4"          | 2"          | 2"        |
| <i>Chars per second</i>                        | 100         | 100        | 80        | 100     | 100         | 100         | 200         | 200       |
| <i>Benchmark speed</i>                         | 81          | 92         | 73        | 79      | 77          | 83          | 161         | NOTE 2    |
| <b>Chars per inch —</b><br><i>5 (enhanced)</i> | Y           | Y          | Y         | Y       | Y           | Y           | Y           | Y         |
| <i>10 (standard)</i>                           | Y           | Y          | Y         | Y       | Y           | Y           | Y           | Y         |
| <i>12 (medium)</i>                             | Y           | N          | N         | N       | N           | Y           | Y           | NOTE 2    |
| <i>16/17 (condensed)</i>                       | Y           | Y          | Y         | Y       | Y           | Y           | Y           | Y         |
| <i>Proportional</i>                            | Y           | N          | Y         | N       | N           | Y           | Y NOTE 3    | Y         |
| <i>Letter descenders</i>                       | Y           | Y          | Y         | Y       | Y           | Y           | Y           | Y         |
| <i>Top of form</i>                             | Y           | Y          | Y         | Y       | Y           | Y           | Y           | Y         |
| <i>Self Test</i>                               | Y           | Y          | N         | Y       | Y           | Y           | Y           | Y         |
| <i>Bidirectional</i>                           | Y           | Y          | N         | Y       | Y           | Y           | Y           | Y         |
| <i>Short line logic</i>                        | Y           | Y          | N         | Y       | Y           | Y           | Y           | Y         |
| <i>Graphics</i>                                | Y           | Y          | N         | Y       | Y           | Y           | Y           | Y         |
| <i>Ribbon type</i>                             | C           | C          | O         | C       | C           | C           | S           | S         |
| <i>Cable</i>                                   | U           | U          | Y         | Y       | Y           | U           | U           | X         |
| <i>Overstrike (bold)</i>                       | Y           | Y          | Y         | Y       | Y           | Y           | Y           | Y         |
| <i>Underline</i>                               | Y           | X NOTE 1   | Y         | Y       | N           | Y           | Y           | Y         |
| <i>Manual</i>                                  | 1           | 2          | 2         | 1       | 4           | 3           | 1           | 1         |

Y = Yes, included as part of the package  
 N = No, not included as part of the package  
 X = Extra cost option  
 U = Unavailable from manufacturer  
 F = Future availability expected  
 V = wide or unlimited selection  
 C = Cartridge  
 O = Open  
 S = Spool

1 = excellent  
 2 = good  
 3 = fair  
 4 = poor

NOTE 1: MX80 F/T with GRAFTRAX-Plus  
 NOTE 2: Not Tested  
 NOTE 3: Requires 2 passess of the print head



## THE PRINTERS

### NEC 8023A-C

The NEC printer works well with the ATARI. It is a sturdy, well-built printer and with several good features. First, it has a high-quality proportional character set that is fully supported by the latest version of TEXT WIZARD© by DataSoft and their new companion to MICRO-PAINTER, COLOR PRINT©. This makes it a very versatile printer which will produce quality letters as well as great graphics.

I especially like the ease of paper handling. The NEC supports both tractor and friction feed, with a minimum of difficulty. There is a lever that engages/disengages the pressure rollers, allowing a quick change from one type of paper to another. Tractor-feed paper loads easily on the NEC due to the tractor mechanism that engages the paper before it gets to the roller (platen). This means, that the tractors do not interfere with the print head at all, and allow for the paper to be torn off just above the print head. Most other printers require you to waste a full sheet of paper each time you wish to remove your printed work. I have two complaints about the NEC. First, the sound seemed to be louder and higher than others. Second, the ribbon cartridge cover has snap latches that felt as though they would break each time I removed the cover.

I rate the NEC very high as an all around printer. It includes most of the desired features as standard equipment, is sturdy, and is priced right.

### EPSON MX80 F/T

The top model in the EPSON line, this is a high quality printer that handles both friction and tractor feed. The standard model comes with 12 character type and size combinations and 3 boldness options, all software selectable. It produces quality type for word processing, and works with all major word processors, and lacks only a proportional print.

The tractor feed is a good one, and is removable, but sits above the print head. This wastes paper each time you tear off the current sheet. A set of user-installed ROM chips add significantly to the MX-80, but cost extra in most cases. This is the second generation of add-on chips for the EPSON, so be sure you are getting the GRAFTRAX-Plus chips. These will add features such as italic print in all 12 character types, underlining, and of course great graphics. EPSON produces a solid printer that will meet most needs. If it only had a proportional character set I would place it close to the top.

### OKIDATA-Microline 84

This top-of-the-line printer put us at a disadvantage very quickly. Our intention was to review printers costing \$1,000 or less. This model retails for \$1495. We were tempted to eliminate it, but reconsidered after working with it for a while. First, it is a wide printer, but not large considering its 16" paper-width handling capability. It's main benefit is speed. Rated at 200cps by the manufacturer, it really seems to go that fast. During a program listing session, it actually kept up with the computer! Also, it produced excellent quality characters, and has full graphics built in. The tractor mechanism is standard and worked well throughout our testing. It is easily removable, but like the EPSON wastes a sheet of paper in order to tear off the current sheet.

This printer is the fastest of those tested, and that's important when you do a lot of printing. Otherwise, you might want to consider one of the other OKIDATA printers such as the Microline 82A. This is a standard size printer with most of the other features of its big brother, except the speed and graphics.

### C. ITOH 8510A

This printer looked like a carbon copy of the NEC 8023A-C reviewed earlier. In fact, the paper handling, print mechanism, cover and switches are virtually identical. Print type even seemed similar until the proportional type was examined closely. A few of the proportional letters are not complete looking, the serifs are missing. The serif is the little tail found at the ends of letters. In all other respects this printer performed like the NEC.

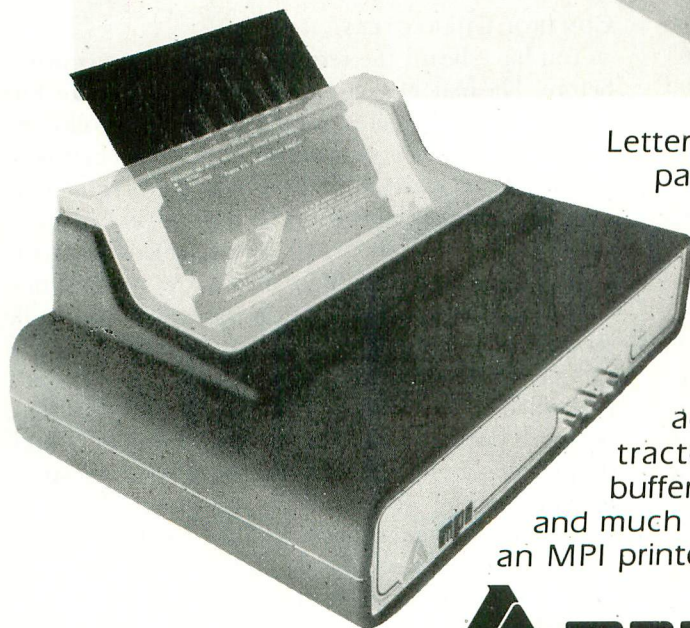

### AXIOM-IMP MiniPrinter

This printer has no features that make it stand out, but it is a solid, average machine. The character formation is good, and the print quality clear. It has a wide variety of font / size types, but no proportional font. The built-in graphics are standard, and appeared to be acceptable, but not great. The printer came with a disk of software (the only printer that did). The disk included several sample pictures that could be printed and I assume this will continue to be a standard part of the package.

I have three complaints about this printer. First, the paper is difficult to load. You have to turn the printer upside down and feed the paper through a slot in the bottom. Second, you have to turn the printer "on" to feed paper because there is no knob for manual paper advance. You have to use the line-feed function to set the top-of-form, and that can be difficult. The third annoyance is that the fan runs whenever the printer switch is on.



# Easy.



Letterhead? Multicopy cut forms? Plain bond paper? Ditto masters? Try the Easy Feed single sheet paper load option with MPI's 88G and 99G printers. Just feed the paper in the front and watch it come out the top. No round platens to bend around or complicated paper paths to worry about. All this in addition to the standard adjustable width tractor drive, dot graphics, 1,000 character buffer, dual parallel/serial interface, dual fonts and much more. Another good reason to select an MPI printer.



**Micro Peripherals, Inc.**

4426 South Century Drive, Salt Lake City, Utah 84107

Telephone (801) 263-3081

**The Printer People**

**Arizona** PLS Associates (602) 246-6477 • **California** VITEK (714) 744-8305 • Computer Potentials (408) 738-1740 • **Colorado** PLS Associates (303) 773-1218 • **Florida** Computer Village (305) 266-5965 • **Georgia** Micro Graphics (404) 790-5771 • **Illinois** CW Electronic Enterprises (312) 298-4830 • **Massachusetts** Butler Associates (617) 965-1080 • Consumer Computer Marketing (617) 443-5128 • **Minnesota** Bohlig & Associates (612) 922-7011 • **New Jersey** Hansen & Hughes (201) 652-7055 • **Ohio** EOS (216) 729-2222 • **Oregon** Microware (503) 620-8150 • **Pennsylvania** QED Electronics (215) 674-9600 • **Texas** Computer Wares (214) 373-4443 • Thorson Distributors (214) 233-5744 • **Utah** PLS Associates (801) 466-8729 • **Washington** Microware (206) 451-8586 • **International: Europe** Russet Instruments, Ltd. (0734) 868147 Telex: 849721 • **Australia** Datatel Pty. Ltd. 690-4000 Telex: AA30906 • **Canada** Norango (416) 498-5332 Telex: 06966710 • **Mexico, Central and South America** Siscom-trol (905) 689-02-09



## Micro Peripherals — MPI 99G

When I first saw this printer at last year's Computer Faire in San Francisco, I was impressed by its ability to produce high quality graphics. But the mechanism, I found, was nearly identical to the AXIOM Imp. The paper was difficult to load the first time through, and I began to think that my first impression was wrong. Well, the bottom line is that some of the problems with the Imp still exist, but others have been overcome. Noise is less of a problem because there is no fan, and it comes with a cover that shields out much of the racket. There is a document quality font created by an 11 × 7 matrix giving very good quality, though not proportional. The nicest feature of the MPI is the single sheet tray that fits on the under-side of the body. Once in place, you can feed a single sheet in perfectly from the front of the printer. Finally, MPI gets an A+ for providing a cable WITH the printer. This is a nicely packaged printer with a few minor deficiencies.

## ATARI 825

This printer is the Centronics 727 with an ATARI label. The ATARI 825 proportional print is excellent and produces a fine looking right hand justified document if used with any of the 3 major word processors. It has pin-feed as well as friction feed, and forward and reverse paper feed. This is a solid quality printer, but not without its problems. The inked ribbon is the dirtiest and by far the most difficult to change. I have spewed ribbon throughout my computer room on several occasions. The ribbon is loose and not in a cartridge, which makes handling difficult. Next, it doesn't have adjustable pin feeds. This means you have to find really wide label sheets or use the friction feed option for label printing. If you have ever tried that, you will not consider label printing to be one of the ATARI 825 strengths. Finally, paper feed is poor which causes many jams when doing larger print jobs.

## INTEGRAL DATA SYSTEMS — Prism 132

Another new entrant to the printer market is the IDS Prism. Makers of the Paper Tiger series have now produced the Prism in 2 models that have 80 or 132 column paper capability. Due to our inability to get a cable in time to do a working test, we can only list some of the specifications. First, it is the largest printer we looked at (9 × 22 × 12") and the heaviest (29 lbs). It also has some impressive options available at an extra cost. True color printing, for example, using a multi-colored ribbon; a high speed feature allowing over 200 CPS; a semi-automatic single sheet paper feed tray, and one or 2

others. The printer came with a test sheet that indicated very impressive graphics capabilities also, so this one is deserving of more in-depth test. Watch the next issue of Antic for an update.

## COMPATIBILITY

Peripheral devices not made by or specifically for ATARI raise the question of incompatibility.

### CABLES

There is no standard printer cable, but the Centronics parallel connection is a wiring protocol that comes close. This has little to do with the plug type, however. The most common cable connection for printers is a 36-wire plug at the printer. This is connected to a cable, and at the other end is a 15-pin connector to plug into the ATARI 850. Of the printers tested here, only 3 did not use this type of connection, and 2 of those come with a cable. The MPI has an internal cable connection and comes fully equipped, ready to go. The same is true of the Atari 825 printer. The AXIOM Imp we tested also came with a cable, available at extra cost. The IDS Prism uses a different connector than all three, and unfortunately we were not able to locate one in time to do a true test on the machine. All of the other printers worked fine using the cable I made up for the NEC printer. These printers are noted by a "C" in the cable column in our chart, but if that column does not also show an "I" for "included", then you are on your own for a cable.

### CONTROL CHARACTERS


You have heard the term "under software control" before. The major of parameters, such as type size, line spacing, and character emphasis, are controlled by sending the printer code from the computer. There is no discernible standard as to what these codes should be, and as a result, each printer is unique. Be very aware of the following: Word Processors are designed for specific printers. In some cases they may allow modification (LJK's top of the line) and in some cases they can handle more than one printer (TEXT WIZARD). Some printers allow you to modify the control codes to suit a particular application (EPSON—with GRAFTRAX), but most printers and word processors do not. Check the printer specifications and the word processor specifications before you make a purchase. The word processors are being updated to allow a wider selection, so check version numbers carefully. The ATARI Word Processor will work with most printers if you understand the control codes. A unique feature allows you to insert special control characters and it will right justify

*continued on page 21*



# MOONBASE IO

● the battle for the moons of Jupiter ●



Blast your way through the alien mine fields! Defend the moonbases from an attacking alien armada! It won't be easy. To win you will need to mount a heroic assault on the alien mother ship.

**Moonbase Io** combines three exciting arcade adventures in one exciting game. The machine-language program by John


Konopa uses advanced graphics and sound effects. Action is fast and exciting — varying levels of skill required to go from one part of the game to the next.

BEYOND SOFTWARE's arcade-adventures are the next generation in computer games for the ATARI<sup>™</sup> computer. A voice-activated program will help you meet and overcome the challenge — it may be an alien invasion, a fiendish murderer preying on a country village or a treasure trove buried deep in the shark-infested sea.



**Moonbase Io** is available at fine computer dealers. Or, directly from PDI for \$29.95 plus \$2.00 shipping and handling.

Requires 24K ATARI<sup>™</sup> computer with disk and cassette.  
Cassette version available soon.



Program Design, Inc., 11 Idar Court, Greenwich, CT. 06830 203-661-8799

ATARI<sup>™</sup> is a registered trademark of Atari, Inc.

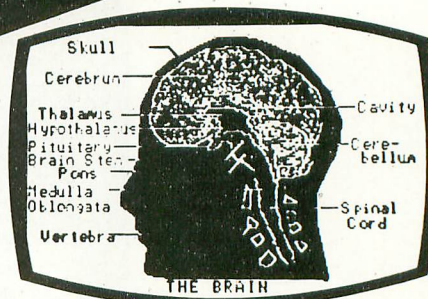


# Versa Computing

PRESENTS



## VersaWriter DRAWING TABLET



### COMPLETE HARDWARE / SOFTWARE GRAPHICS SYSTEM - \$299

- Hi-Res & Med-Res Draw
- Paint Brush-5 Sizes
- Point to Point / Line Draw
- Air Brush
- Color Fill-In
- Change Color Hue & Intensity
- Reverse Picture
- Scaling
- Split / Full Screen
- Save / Load / Erase
- Text Writer
- Fix X or Y Axis

Requires: Atari®300, 32K RAM, Basic Language Cartridge, Disk Drive

## GRAPHICS COMPOSER

### PADDLE / JOYSTICK GRAPHICS SOFTWARE - \$39.95

- Draw on Hi-Res Screens 7 or 8
- Save Pictures on Disk or Cassette
- Create Player / Missile Shapes Automatically
- Geometric Figures Program
- Add Text to Screen

Requires: Atari®800, 32K RAM, Basic Language Cartridge, Disk or Cassette

## GLOBE MASTER

### COMPLETE HI-RES GEOGRAPHY GAME - \$29.95

- 8 Hi-Res Color Maps
- U.S.-Europe-World-Asia-Africa-Australia
- Countries-Cities-Capitals-Oceans-Rivers-Mountains, Etc.
- Several Skill Levels

Requires: Atari®800, 32K RAM, Basic Language Cartridge, Disk

ATARI® is a registered trademark of Atari Inc.

## MIND BOGGLERS

### THREE STRATEGY GAMES

- Capture
- Mystery Box
- Simon Says

CASSETTE \$15.95 DISK \$19.95

Requires: Atari®400, 16K RAM, Cassette  
Atari 800, 24K RAM, Cassette or Disk



## Versa Computing, Inc.

3541 Old Conejo Road, Suite 104  
Newbury Park, CA. 91320 (805)498-1956



## BASIC RANGE DELETE

by Adrian Dery

Getting tired of deleting BASIC statements one line at a time? This is an Assembly Language program that will delete any number of lines by simply giving it the FIRST and LAST line numbers in the range.

The BASIC program in Listing 1 is easy to use and requires no memory other than Page Six. Just load and run it, first thing after turning on the computer and the Range Delete function is available as long as the power stays on. System Reset, Break and CLOAD's do not affect it, but be careful not to load anything else in Page Six.

The next step is to set up an easy method to access the Assembly program, by entering a line something like:

32767 INPUT FIRST, LAST:X=USR(1536,FIRST,LAST)

Then, from immediate mode, enter:

DEL=32767

Remember that LOAD's and CLOAD's will wipe out line 32767 and a RUN will reset DEL to zero. Therefore you will have to repeat one or both of the above as necessary.

Complete the above steps and you are ready to do any kind of BASIC editing. To delete any number of lines in a range, enter G. DEL from immediate model and BASIC will respond with the ? prompt. Enter the FIRST and LAST Line numbers in the range and all the lines in between will

disappear.

Another useful feature of this program is that the USR call can be dynamically executed from a running BASIC program. This makes it a super memory saver if you have a program that uses a lot of memory to initialize strings or memory from literals or DATA statements. Put a USR call at the end of the initialization routine with the FIRST and LAST line numbers of the routine as parameters and the whole routine will be automatically deleted. Just make sure that the USR call, if it's going to be deleted, is on a line by itself or is the last statement on the last line.

One precaution is necessary. The USR call must be on a line number equal to or higher than the highest line to be deleted. The reason is that memory taken up by the deleted lines is reclaimed by the lines above the deleted section. Not only do the lines above the deleted section get moved down into lower memory, but also, a few BASIC internal pointers have to get adjusted by the amount deleted. One of them is the pointer to the current statement being executed, which is the USR call. The amount of Assembly code needed to adjust the BASIC pointer did not seem in line with the advantages. Therefore, the Delete Program assumes that this pointer has to be adjusted and does it.

Listing 2 — Assembly

|                             |                         |                             |                       |
|-----------------------------|-------------------------|-----------------------------|-----------------------|
| 0100 *= 1536                | 0220 STA LINNER+1       | 0260 ;                      | 0304 ;                |
| 0101 STMTAB = 136           | 0225 PLA                | 0261 ;SAVE ADDRESS OF FIRST | 0305 PLA              |
| 0105 STMCUR = 138           | 0230 STA LINNER         | 0262 ;LINE NUMBER           | 0310 STA LINNER+1     |
| 0110 MEMTOP = 144           | 0235 ;                  | 0263 ;                      | 0315 PLA              |
| 0115 HIADR = 203            | 0236 ;LOCATE ADDRESS OF | 0265 LDA HIADR              | 0320 CLC              |
| 0120 LOADR = 205            | 0237 ;FIRST LINE NUMBER | 0270 STA LOADR              | 0325 ADC #1           |
| 0200 ;                      | 0238 ;                  | 0275 LDA HIADR+1            | 0330 STA LINNER       |
| 0201 ;GET FIRST LINE NUMBER | 0240 LDA STMTAB         | 0280 STA LOADR+1            | 0335 ECC GETTO        |
| 0202 ;                      | 0241 STA HIADR          | 0300 ;                      | 0340 INC LINNER+1     |
| 0205 CLD                    | 0242 LDA STMTAB+1       | 0301 ;GET LAST LINE NUMBER  | 0345 GETTO JSR SRCHLN |
| 0210 PLA                    | 0243 STA HIADR+1        | 0302 ;PLUS 1                | 0360 ;                |
| 0215 PLA                    | 0245 JSR SRCHLN         | 0303 ;AND IT'S ADDRESS      |                       |

*continued on page 44*



# AN ATARI 800™ HOME COMPUTER AND A FATHER'S LOVE COMBINED TO HELP CHILDREN EVERYWHERE.


Fernando Herrera became the first grand prize winner of the ATARI Software Acquisition Program (ASAP) competition because he believed in computers, his son and himself.

The story of Herrera's success began with his son's sight problems. Young Steve Herrera had been born with severe cataracts in both eyes and, naturally, his father was concerned. Herrera reasoned that the boy's learning abilities could be seriously affected by growing up in a world he could not see.

Having just purchased an ATARI 800 Home Computer, it occurred to Herrera that this could be the perfect tool for testing Steve's vision. So he wrote a program simply displaying the letter "E" in various sizes.

Success! It turned out that 2-year-old Steve could see even the smaller "E's" without special lenses. Herrera was first relieved, and then intrigued when he discovered that not only could his son see the "E's," but he would happily play with the computer-generated letters for hours. So Herrera added a picture of an elephant to go with the "E," and then more letters and pictures. Thus, "My First Alphabet" was born, a unique teaching program for children two-years and older consisting of 36 high resolution pictures of letters and numbers.

Herrera submitted the program to the ATARI Program Exchange, where it became an instant best-seller. ATARI was so impressed with the outstanding design, suitability and graphic appeal of "My First Alphabet," that the program is being incorporated into the ATARI line of software.



In addition to his grand prize winnings of \$25,000 in cash and an ATARI STAR trophy, Herrera also automatically receives royalties from sales of his program through the ATARI Program Exchange.

But Fernando Herrera wasn't the only software "star" that ATARI discovered. Three other ATARI STARS were awarded at the ASAP awards ceremony for software submitted to the ATARI Program Exchange and



judged by ATARI to be particularly unique and outstanding.

Ron and Lynn Marcuse of Freehold, New Jersey, teamed up to write three winning entries in the Business and Professional category for home computers: "Data Management System," "The Diskette Librarian" and "The Weekly Planner."



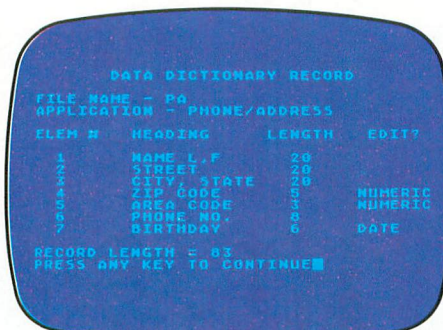
Sheldon Leeman of Oak Park, Michigan, captured an ATARI STAR for his exceptionally well-engineered "INSTEDIT" character set editor.

Greg Christensen of Anaheim, California, became our youngest ATARI STAR winner at the age of 17. Christensen designed the clever "Caverns of Mars" game program, which also will be incorporated into the ATARI product line. Greg designed the program in 1½ months after owning his ATARI Home Computer for less than a year.

Every three months, ATARI awards ATARI STARS to the writers of software programs submitted to the ATARI Software Acquisition Program and judged first, second and third place in the following categories: Consumer (including entertainment, personal interest and development); Education; Business and Professional programs for the home (personal finance and record keeping); and System Software.

Quarterly prizes consist of selected ATARI products worth up to \$3,000, as well as an ATARI STAR, plus royalties from program sales through the ATARI Program Exchange. The annual grand prize is the coveted ATARI STAR trophy and \$25,000 in cash.

To be eligible, your software idea must be accepted by the ATARI Software Acquisition Program. Your program can have a broad application or serve a very specific purpose.



After submittal, consultation from ATARI is available if you need personal assistance with sound, graphics, or other technical aspects of your program.

To make your job easier, ATARI provides some 20 software development tools through the ATARI Program Exchange. A list and description of the various system software is published quarterly in the ATARI Program Exchange Catalog. These tools enable you to utilize all the ATARI resources and software, including the six ATARI programming languages.

Fernando Herrera had a great idea that made him a star. ATARI would like to give you the same opportunity.



**Enter the ATARI ASAP competition and you could win \$25,000 in cash, royalties, some great prizes and an ATARI STAR.**

**SUBMIT TO:** ATARI® Software Acquisition Program  
Dept. C27R, P.O. Box 427,  
155 Moffett Park Dr., B-1,  
Sunnyvale, CA 94086

**OR CALL:** 800-538-1862; in California, 800-672-1850.

I'm reaching for the stars. Please send me an entry form today.

Name \_\_\_\_\_

Address \_\_\_\_\_

City \_\_\_\_\_

State/Zip \_\_\_\_\_

**ATARI HOME COMPUTERS**


We've Brought The Computer Age Home.™

© 1982 ATARI, Inc.



# GHOST ENCOUNTERS™

A 16K Assembly Language Real-Time  
Adventure Game For ATARI® 400/800™ Computer



**GHOST ENCOUNTERS™** is the second in a series of real-time, joystick controlled, adventure games following **ACTION QUEST™**, presenting a brand new collection of dangers and puzzles. You, as a ghost, travel through a network of 30 rooms in search of valuable prizes while, at the same time, try to survive the many perils encountered. Of course, a mere ghost cannot overcome all the evil powers striving to block his journey. Luckily, you are not a mere ghost, but are equipped with the power of transmutation, allowing you to take on the form of other, sometimes more useful, objects. Who knows when a torch or a hammer might be just what the witch doctor ordered.

Locating all 30 rooms and the 20 prizes scattered throughout requires a player with fast response, physical coordination, and intellectual resourcefulness. Of the 20 prizes, no two can be acquired

through exactly identical methods. Regardless of which factors most interest you in a real-time action game, you are sure to find them among the wide variety of challenges located in **GHOST ENCOUNTERS™**.

Available from your local Atari retailer or send \$29.95 in check or money order (California residents add 6½% sales tax) to JV Software Inc.

## ALSO AVAILABLE

Don't forget to ask for the original **ACTION QUEST™**, with its own unique and imaginative assortment of puzzles, prizes, and perplexing predicaments. Another challenging journey through an entirely different network of rooms and prizes.

Also available in 16K for \$29.95 from your local retailer or JV Software Inc.

Atari® and 400/800™ are trademarks of ATARI, Inc.

**JV SOFTWARE, INC**

3090 MARK AVE. SANTA CLARA, CA 95051



# TRANSLATE

by Jerry White

Those of you who use your ATARI computers for business applications someday might wish to print checks. It seems like a simple task to write a program that prints the date, amount, and payee, in specific locations on a check form. But who wants to enter the English translation of an amount like ONE THOUSAND FOUR HUNDRED SEVENTY EIGHT AND TWENTY THREE CENTS? If you've got to do that much typing, you might as well write your check by hand.

Your computer should be able to perform this task. Unfortunately, the translation of dollars and cents into English isn't as easy as just printing a number. I spent quite a while using the trial-and-error system to provide you with this program. I'm sure there must be a more efficient algorithm than the one I came up with, but this one does the job.

What I did was to store the English versions of the required numbers in the string N\$, and the starting and ending locations of each number in the two dimensional array, N. You enter the number in the normal numeric format, and the program does the required translation. The translation subroutine begins at line 130 and ends at line 320. B\$ is a

string of 80 blanks, EAS holds the translated English Amount, and AMOUNT\$ stores the numeric amount you enter through the keyboard.

The program will tell you what it wants and includes error-handling routines. The BREAK key and SYSTEM RESET have been left operational.

I haven't gone so far as to actually print your checks, but I have taken care of the tricky part. Add your own inputs for date and payee, position your data according to the layout of your check form, and put your ATARI to work. When you actually print checks, please remember that Jerry starts with a "J."

See page 20 for listing.

Variable checksum = 217201

| Line num | range | Code | Length |
|----------|-------|------|--------|
| 100      | — 190 | YL   | 547    |
| 200      | — 300 | RO   | 546    |
| 310      | — 370 | ZO   | 562    |
| 380      | — 480 | QE   | 529    |
| 490      | — 550 | CT   | 545    |
| 560      | — 570 | KF   | 101    |

## THE MONKEY WRENCH™ FOR ATARI



\$49.95

A BASIC and machine language programmers aid for 800 users. Plugs into right slot and works with ATARI BASIC. Adds 9 new direct mode commands including auto line numbering, delete lines, change margins, memory test, renumber BASIC, hex/dec conversion, cursor exchange, and machine language monitor.

The monitor contains 15 commands used to interact with the 6502. Some are display memory/registers, disassemble, hunt, compare, hex/dec convert, transfer memory. Uses screen editing.

### MACHINE LANGUAGE MONITOR FOR ATARI USERS

A must for anyone interested in machine language and wanting to know more about how the computer works. Provides 21 easy to use commands. Uses screen editing. Cassette — \$24.95 Diskette — \$29.95

### TYPING EXERCISE

A great educational program. Consists of typing drills and timed typing tests. Diskette — \$12.95

## ATARI AND PET EPROM PROGRAMMER

Programs 2716 and 2532 EPROMs. Includes hardware and software. PET = \$75.00 — ATARI (includes sophisticated machine language monitor) = \$119.95



### EPROM BOARD FOR ATARI

The EPROM board plug into the cartridge slots. Uses 2716, 2532, and other EPROMs. May contain up to 8K. A must for making your own machine language programs. \$19.95

### EPROMS — HIGH QUALITY, NOT JUNK

Use with PET, APPLE, ATARI, SYM, AIM, etc. 450 ns. \$6.50 for 2716, \$12.50 for 2532. We sell EPROM programmers for PET and ATARI — see above.

### 5 1/4 INCH SOFT SECTORED DISKETTES

Highest quality. We use them on our PETs, APPLES, ATARIs, and other computers.

\$22.50/10 or \$44.50/20



## MAE SOFTWARE DEVELOPMENT SYSTEM FOR PET, APPLE, ATARI

### "The Compatible Assembler"

- Professional system for development of Machine Language Programs. 31 Characters per label.
- Macro Assembler/Text Editor for Disk-based systems.
- Includes Word Processor for preparation of Manuals, etc.
- Standard Mnemonics — Ex.: LDA (LABEL), Y
- Conditional Assembly, Interactive Assembly.
- Editor has string search/search and replace, auto line numbering, move, copy, delete, ucl/c capability.
- Relocating Loader to relocate object modules.
- Designed with Human Factors Considerations.

\$169.95

BEFORE YOU BUY THAT OFF-BRAND ASSEMBLER, WRITE FOR OUR FREE DETAILED SPEC SHEET.

### ATARI ASSM/TED

The ASSM/TED (Assembler and Text Editor) is the best cassette based assembler. Send for details. Cassette and manual — \$49.95

### MEMORY TEST

Avoid problems with ATARI RAM cartridges. Don't let your guarantee run out without a test. Cassette — \$6.95, Disk — \$9.95

# Eastern House

3239 Linda Dr.  
Winston-Salem, N.C. 27106  
(919) 924-2889 (919) 748-8446  
Send for free catalog!

VISA®

MasterCard



TRANSLATE listing

```

100 REM TRANSLATE 5/28/82 by Jerry White for ANTIC Magazine
110 DIM B$(80),N$(152),EA$(80),AMOUNT$(10),N(27,27)
120 EA$=" ":EA$(80)=" ":EA$(2)=EA$:B$=EA$:GOTO 330
130 EA$=B$:EA$=" ":SW=0:FOR ME=1 TO LA
140 IF AMOUNT$(ME,ME)=". " THEN EA$(LEN(EA$)+1)="AND ":? "AND ":GOTO 280
150 IF SW=1 THEN SW=0:GOTO 280
160 IF AMOUNT$(ME,ME)=", " THEN SW=2:GOTO 270
170 TRAP 280:SW=0:N=VAL(AMOUNT$(ME,ME)):J1=N(N,1):J2=N(N,2):TRAP 40000
180 IF N=0 THEN SW=2:GOTO 280
190 IF LA=ME OR ME=LA-3 OR ME=LA-5 OR ME=LA-6 OR ME=LA-7 THEN 240
200 IF LA=8 AND ME=1 THEN 240
210 IF AMOUNT$(ME,ME)<>"1" THEN 230
220 SW=1:N=VAL(AMOUNT$(ME,ME+1)):J1=N(N,1):J2=N(N,2):GOTO 240
230 N=N+18:J1=N(N,1):J2=N(N,2)
240 EA$(LEN(EA$)+1)=N$(J1,J2):? N$(J1,J2);
250 IF ME=LA-5 AND N<>0 THEN EA$(LEN(EA$)+1)=" HUNDRED":? " HUNDRED";
260 IF SW<>2 THEN EA$(LEN(EA$)+1)=" ":? " ";
270 IF SW=2 THEN EA$(LEN(EA$)+1)="THOUSAND ":SW=0:? "THOUSAND "
280 NEXT ME
290 IF AMOUNT$(LA-1,LA)="00" THEN EA$(LEN(EA$)+1)="NO ":? "NO ";
300 IF AMOUNT$(LA-1,LA)="01" THEN EA$(LEN(EA$)+1)="CENT":? "CENT":GOTO 320
310 EA$(LEN(EA$)+1)="CENTS":? "CENTS"
320 LEA=LEN(EA$):? :? EA$(2,LEA):? #2;EA$(2,LEA):? #2:RETURN
330 N$="ONETWOTHREEFOURFIVESIXSEVENEIGHTNINETENELEVENTWELVETHIRTEENFOURTEENFIFTE
ENSIXTEENSEVENTEEN"
340 N$(LEN(N$)+1)="EIGHTEENNINETEENTWENTYTHIRTYFORTYFIFTYSIXTYSEVENTYEIGHTYNINET
Y"
350 DATA 1,3,4,6,7,11,12,15,16,19,20,22,23,27,28,32,33,36,37,39,40,45,46,51,52,5
9,60,67,68,74,75,81,82,90
360 DATA 91,98,99,106,107,112,113,118,119,123,124,128,129,133,134,140,141,146,14
7,152
370 GRAPHICS 0:POKE 82,2:POKE 83,39:POKE 710,160:POKE 752,1
380 ? :? " This program translates numeric"
390 ? :? "dollar and cent amounts into English."
400 ? :? "Input must be numeric so do not enter"
410 ? :? "dollar signs. Always include decimal"
420 ? :? "point between dollars and cents, and"
430 ? :? "a comma between the thousand and the"
440 ? :? "hundred columns when the amount is"
450 ? :? "greater than 999.99."
460 FOR J=1 TO 27:READ J1,J2:N(J,1)=J1:N(J,2)=J2:NEXT J
470 ? :? " Make sure your printer is ready,":? :? "then press START."
480 IF PEEK(53279)<>6 THEN 480
490 TRAP 560:CLOSE #2:OPEN #2,8,0,"P:":TRAP 40000:POKE 752,0:? CHR$(125)
500 ? :? "Enter numeric amount or just press":? :? "the RETURN key to quit";
510 INPUT AMOUNT$:LA=LEN(AMOUNT$):IF LA=0 THEN 570
520 TRAP 550:IF LA<4 OR LA>9 OR AMOUNT$(LA-2,LA-2)<>". " THEN 550
524 IF LA<7 THEN 530
525 IF LA>6 AND AMOUNT$(LA-6,LA-6)<>"," THEN ? CHR$(253):? "A , MUST SEPERATE TH
OUSANDS,HUNDREDS":GOTO 500
530 TRAP 40000:? CHR$(125):? :? "CONVERTING $";AMOUNT$:? :? #2;"$";AMOUNT$
540 GOSUB 130:GOTO 500
550 ? CHR$(253):? ,"INVALID AMOUNT":GOTO 500
560 ? CHR$(253):? " READY PRINTER THEN PRESS START":GOTO 480
570 GRAPHICS 0:? :? "BASIC":? "IS":END

```



## PRINTERS REVIEWED *continued*

the margins if you use 10 CPI. I understand that the newest versions of both TEXT WIZARD and LETTER PERFECT also allow special control codes to be used, but ASK to be sure. Don't be afraid to call the manufacturers of both products. If they can't answer the question of compatibility you shouldn't purchase the product.

## OK, SO WHICH PRINTER IS FOR ME??

That is a question that can be answered only by a careful review of your current and future needs. If you are a programmer and need little more than good quality but high speed printouts, then you have a very wide selection. All of the printers seemed to fit that bill, with the OKIDATA providing the fastest by a good margin. If you are likely to do a lot of word processing, then you will have to look more carefully at several features. First, compatibility with the word processors. The ATARI word processor, for example, has the ability to send printer control codes from within the body of your text. This simply means that you can address most features of a given printer without expecting too many problems. TEXT WIZARD has added the NEC 8023A-C to its compatibility list which allows an alternative to ATARI 825 for proportional print. I now use this combination more than any other because I really like the NEC printer, and TEXT WIZARD allows right margin justification. LJK claims that their new version of LETTER PERFECT can accommodate any printer. We have not tested this product yet, so cannot verify the claim.

Graphics are more commonly standard equipment and the only thing lacking is good software. Macrotronics produces a cable and software combination that allows graphics on a few other machines, but seems overpriced. The graphics capabilities are there, but the software is not yet abundant, so keep your eyes open for new entries.

Printer choice is a tough one because most of the printers are substantially better than was available as little as a year ago. Your best bet is to review your needs, list your favorite programs that require a printer, consult the comparison chart accompanying this article, and narrow down your choices. Then if you can get some hands-on exposure to a couple of the remaining contenders, you may find that the decision is made for you.

## SUBSCRIBE TO ANTIC

*See page 62.*

Atari is a reg. <sup>TM</sup> of Atari, Inc.

## UPGRADE YOUR ATARI®

**REPORT CARD**

STUDENT *Basic A+*

PARENT *Optimized Systems Software*

**SUBJECTS**

|                               |    |
|-------------------------------|----|
| ADVANCED I/O .....            | A+ |
| STRUCTURED PROGRAMMING .....  | A+ |
| PLAYER/MISSILE GRAPHICS ..... | A+ |

**DEPARTMENT**

|                     |    |
|---------------------|----|
| EASE OF USE .....   | A+ |
| FLEXIBILITY .....   | A+ |
| COMPATIBILITY ..... | A+ |

**THE ONLY LOGICAL UPGRADE FOR ATARI BASIC!**

## GRADUATE TO BASIC A+ FROM THE AUTHORS OF ATARI BASIC!

### BASIC A+

BASIC A+ will rate an A+ from any Atari user! Upward compatible with Atari Basic, it adds statements and features that enhance the Atari 800's real power, flexibility, and ease of use: Superior I/O features for business and other applications. Additional file manipulation commands. Significant help in program development and debug. Structured programming aids. And MORE! A partial list of the enhancements of BASIC A+ includes:

**RPUT/RGET** (record I/O) **BPUT/BGET** (binary I/O) **ERASE**  
**PRINT USING SET TAB INPUT "..."** **DIR** **PROTECT** **RENAME**  
**TRACE WHILE...ENDWHILE IF...ELSE...ENDIF**  
**SUPERB PLAYER/MISSILE GRAPHICS**

BASIC A+ requires a disk and 32K bytes of RAM. Since no cartridge is used, BASIC A+ will take advantage of all the RAM (48K bytes) in a maximum Atari 800 system (recommended) ..... \$80

### OS/A+

Completely compatible with Atari's DOS (version 2), but with an advanced, command-driven console processor. Simple. Flexible. Powerful. With an easy-to-use **BATCH** capability. OS/A+ **INCLUDES** all the following utilities (and more):

**EASMD** (Editor/ASsembler/Debug) is our upgraded all-in-one assembly language development package for the 6502 microprocessor. The editor — with such features as **FIND** and **REPLACE** — can even edit BASIC A+ programs. The assembler can include multiple source files in a single assembly.

**DUPDSK** and **FORMAT** create master or slave disks. Make sector by sector copies of any OS/A+ disk.

**COPY** a simple, single file copy utility.

All of this power is included in our OS/A+ package ..... \$80

For the utmost in capability and flexibility, our combination system — **BASIC A+** and **OS/A+** — is available ..... \$150

**SOFTWARE IN A CLASS BY ITSELF**  
**AVAILABLE NOW THROUGH LOCAL DEALERS**

Optimized Systems Software, Inc.  
10379 Lansdale Ave., Cupertino, CA 95014  
(408) 446-3099



## TWO MORE PRINTERS

### ALPHACOM MODEL 42

*by Jim Capparell*

The Alphacom 42, at \$199.00 is the least expensive printer I have found. It works as advertised right out of the box. The cable does cost extra (\$20.00), but is probably worth it unless you've made cables in the past. It connects to the printer port of your 850 interface with no hassle.

The printer has a self-test feature, which can be used to verify proper operation. There is also a DIP switch hidden, but accessible, which allows control of the auto-wrap feature, selection of right or left justification, and use in a parallel or serial mode.

The advantages, other than cost, are speed (2 lines per second), quiet (it's thermal), and ease of use. It is also reliable. This particular mechanism has been used by Olivetti in calculators since about 1974 with very few problems. There are only six major moving parts and the thermal head is replaceable with an estimated life of well over 1,000,000 lines. Service, if needed, is available through Alphacom and they promise about one week turn around.

The current unit is also available in a faster, 4-lps model for \$299. Both units include an auto-wrap around mode. Lines longer than 40 columns are automatically printed on the next line. These units also print graphics. I have yet to use the graphics capability since this requires some software and study of the documentation. I should mention that the documentation seems more than adequate.

The ALPHACOM 42 is a thermal printer requiring special paper (available for \$12.00/box of 4 rolls). Each roll prints about 10,500 lines. Paper is available in either blue or back print. Use black if you intend to xerox your listing. The paper can fade or discolor in strong sunlight. One disadvantage is that this printer is only 40 columns. Although perfect for listings, it is really not sufficient for letters.

I find that due to its speed I use the printer for getting a listing quick. I also have found that I can get a fast working draft of letters. The advantage is speed and quiet.

For those of you on a limited budget you can't go wrong at \$200.00

Printer available from:

Alphacom  
2323 So. Bascom Ave.  
Campbell, CA 95008  
(408) 559-8000

### SMITH-CORONA TP-I

*by Matt Loveless*

The new letter quality printer from Smith-Corona, the TP-I, is a remarkable value for small business and personal applications. It is a typewriter-quality, daisy-wheel printer costing less than \$900. That makes the TP-I a printer well worth considering. Combine this printer with your word processor and you will suddenly be able to produce professional looking documents in your own home.

The TP-I supports many formatting features. You have the ability to set, under software control, such things as the right margin, left margin, and tab stops. In addition to this, by moving a selector switch on the printer, you may manually choose line spacings of 1, 1½, and 2. These built in features allow you to get impressive looking documents with even the most rudimentary word processor.

Another nice feature is the automatic page advance. This switch, when enabled, allows the printer to automatically skip over page breaks. When the end of a sheet of continuous paper is reached, the printer will automatically advance over the perforation. This feature is superfluous since the TP-I is friction-fed, and cannot yet handle continuous form paper. Smith-Corona promises continuous form capability soon.

One of the nicer attributes of the printer is the ability to switch print wheels. This allows you the option of printing in more than one font or print style. Some other positive features of the printer include auto underscore, and a backspace code for slashing zero's and other characters. Additionally, ribbon cassettes are the same as those used in typewriters and are readily available.

The TP-I does have some flaws, though. Because it is a letter quality printer, it is very slow (12 cps), and therefore is not good for such things as program listings. In addition it is noisy. The cooling fan runs continuously.

The TP-I was tested with the Atari Word Processor because of its ability to send control codes to the printer via its "CTRL-INS" option. The TP-I is possibly compatible with other word processors, but because of constant upgrades, check with the word processor manufacturer for compatibility questions.

The TP-I is a very sound and affordable letter quality printer. Although you do sacrifice functions that the more expensive letter quality printers possess, you do not sacrifice print quality. The TP-I is a welcome addition to the Atari compatible products.

Printer available from local dealer or:

Smith-Corona  
65 Locust Ave.  
New Canaan, CT 06840



# Smith-Corona introduces the only daisy wheel printer under \$900\* for your Atari.®



You're putting together a desktop computer system for your office or home. And you want to add a letter quality printer so you can do word processing, too. But you don't want to spend a fortune.

Until now, you really had little choice but to settle for dot matrix printers. True, a dot matrix doesn't produce letter-perfect printing, but daisy wheel printers just cost too much. That is, they did.

Now, Smith-Corona® offers a daisy wheel printer at such an incredibly low price, you can't afford *not* to get it. (The fact is, you won't find a daisy wheel printer *anywhere* at a price so low.)

The Smith-Corona TP-I™ printer operates with microprocessor controlled daisy wheel technology, and is available with either standard serial or parallel data interface. It is compatible with your Atari. And, unlike many printers currently on the market, it's made in America.

Best of all, the TP-I produces results identical to those of our very finest office typewriters—printing with real character. So it can be used to send out letters that have to look perfect. As well as financial statements, inventory reports, direct mail campaigns, manuscripts. Even a letter to your son in college!

Anything at all you need printed.

The basic TP-I will handle letter or legal sized paper. An option that will be available soon will enable it to handle either fanfold or single sheet paper.

The TP-I is easy to use—just turn the power on, load the paper, and away it goes. There are drop-in ribbon cassettes and a choice of easy-to-change, snap-on daisy print wheels for a variety of fonts.

So stop thinking you can't afford a daisy wheel printer. Because, thanks to Smith-Corona, a printer with real character is no longer expensive.

## Smith-Corona

Please send me more information on the Smith-Corona TP-I daisy wheel printer.

Name \_\_\_\_\_

Title \_\_\_\_\_

Company Name \_\_\_\_\_

Business Address \_\_\_\_\_

City \_\_\_\_\_ State \_\_\_\_\_ Zip \_\_\_\_\_

Mail Coupon to:  
Dwight P. Newcomer, National Sales Manager—Office Products  
Smith-Corona  
65 Locust Avenue  
New Canaan, Connecticut 06840

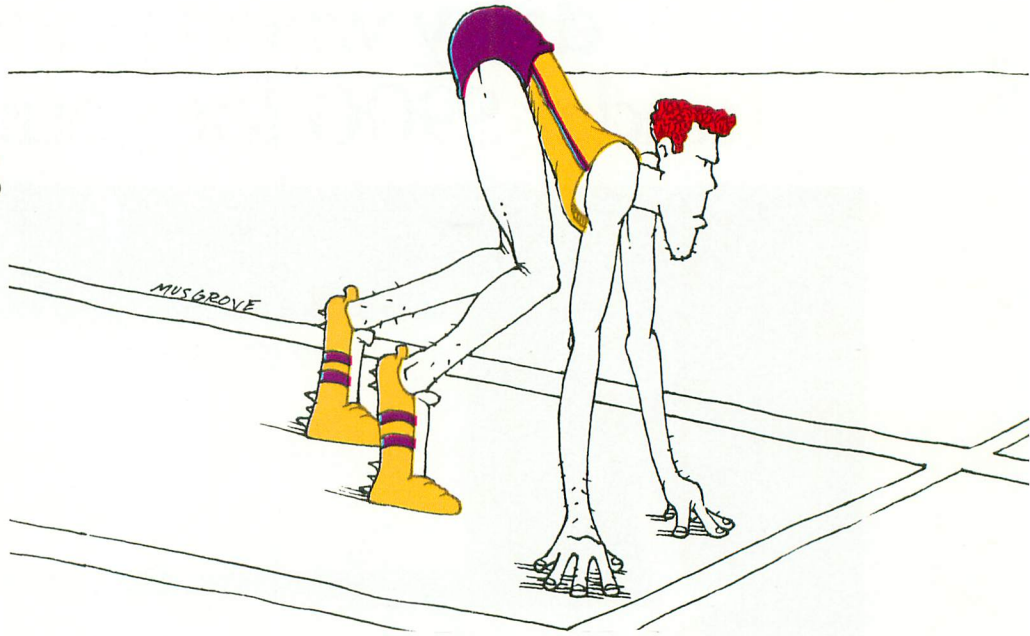
ANT-8

Atari® is a trademark of Atari, Inc. \*Manufacturer's suggested retail is under \$900, but prices may vary.



## OH THOSE BUGS

by David Plotkin



After the publication of “Chicken” and “Attack on the Death Star” in the past issues of ANTIC we received many calls from puzzled readers who were unable to make the programs run. Since both listings were correct, we know many of you need help finding errors. This month STARTING LINE will give some elementary guidance in debugging BASIC programs.

The most important advice we can give is: never attempt to run a program prior to saving a copy on disk or tape. Should your newly typed program contain a fatal error it may possibly cause the computer to fail to respond to the keyboard. This forces you to turn the power off and then on again in order to reset, erasing computer memory and your program.

We assume you’ve corrected your normal typing errors, those which generate an error message when you press RETURN after a line. The remaining errors are more subtle and are not reported until the computer tries to execute the program.

Such things as NEXT with no FOR or a RETURN with no GOSUB are generally the result of a missing line. Tracing back through the program to the line where the command should be, is fairly straightforward. More difficult are the errors which are not actually in the line the computer indicates. You have to know where else to look for the error. Most notorious of these are errors which result from mistyping a DATA statement.

MOST ERRORS IN TYPED COMPUTER PROGRAMS STEM FROM DATA STATEMENTS. There are logical reasons for this. Human beings are not very good at duplicating long strings of numbers and/or letters separated by commas. Numbers get transposed or dropped, commas get left out or periods are substituted for them. Secondly, the computer does not check DATA statements during input. You can put *anything* in a DATA statement

and the computer won’t protest — until you try to run the program.

A surprising variety of errors can be traced to DATA statements. There is, of course, “OUT OF DATA” (Error 6), but often the following errors are due to DATA errors:

1. Value Error (outside a specified range; Error 3)
2. String length error (Error 5)
3. Number greater than 32767 (Error 7)
4. Input statement error (Error 8)
5. Cursor out of range (Error 141)

It is true that these error messages can also be caused by other mistakes besides DATA statements. OUT OF DATA and CURSOR OUT OF RANGE can be caused by an error in the parameters of a FOR-NEXT loop. Often there will be a series for FOR-NEXT loops in a program, and an error in typing the parameters of one FOR-NEXT loop won’t be detected until one of the following loops is executed. A STRING LENGTH error may be the result of mistyping the DIM statement. In general, this is not detected until you try to define or use a portion of the string past the dimensioned length.

Knowing that such a wide range of errors can indicate a mistyped DATA statement is half the battle. Finding out which DATA statement can be difficult because the computer reports the error as occurring in the line containing the READ statement. Thus, if line 10 says (in part), “READ X, Y: PLOT X, Y” followed by lines of DATA statements, any data error will be reported as occurring in line 10, even though line 10 is typed in perfectly! The problem of finding the erroneous DATA statement is somewhat simplified if each READ statement is followed by its DATA statements.

There are other ways to isolate the problems. One way is

*continued on page 26*



# LETTER PERFECT DATA PERFECT EDIT 6502

Selecting compatible programs for your computer needs can be puzzling enough so let L.J.K. Enterprises solve your problems for you by offering you these three programs. Letter Perfect, Data Perfect and Edit 6502 all work very well together as well as with many of the other popular programs. Once you've tried them you will agree that compatibility makes the difference.

## LETTER PERFECT<sup>T.M. LJK</sup>

**Apple II & II+ — \$149.95**

**EASY TO USE**—Letter Perfect is a single load easy to use program. It is a menu driven, character oriented processor with the user in mind. FAST machine language operation, ability to send control codes within the body of the program, mnemonics that make sense, and a full printed page of buffer space for text editing are but a few features. Screen Format allows you to preview printed text. Indented margins are allowed.

**DOS 3.3 compatible**—Use 40 or 80 column interchangeably (Smarterm—ALS; Videoterm-Videx; Full View 80—Bit 3 Inc.; Vision 80—Vista; Sup-R-Term—M&R Ent.) Reconfigurable at any time for different video, printer, or interface. **USE HAYES MICROMODEM II\*** LCA necessary if no 80 column board, need at least 24 K of memory. Files saved as either Text or Binary. Shift key modification allowed. Data Base Merge compatible with DATA PERFECT\* by LJK.

"For \$150, Letter Perfect offers the type of software that can provide quality word processing on inexpensive micro-computer systems at a competitive price." INFOWORLD.

The favorite assembler, editor of Gebelli Software.

## DATA PERFECT<sup>T.M. LJK</sup>

**Apple & Atari Data Base Management—\$99.95**

**Complete Data Base System.** User oriented for easy and fast operation. 100% Assembly language. Easy to use. You may create your own screen mask for your needs. Searches and Sorts allowed. Configurable to use with any of the 80 column boards of Letter Perfect word processing, or use 40 column Apple video. Lower case supported in 40 column video. Utility enables user to convert standard files to Data Perfect format. Complete report generation capability. **Much More!**

**EDIT 6502<sup>T.M. LJK</sup> — \$99.95**

This is a coresident—two pass **Assembler, Disassembler, Text Editor, and Machine Language Monitor.** Editing is both character and line oriented. Disassemblies create editable source files with ability to use predefined labels. Complete control with 41 commands, 5 disassembly modes, 24 monitor commands including step, trace, and read/write disk. Twenty pseudo opcodes, allows linked assemblies, software stacking (single and multiple page) plus complete printer control, i.e. pagination, titles and tab setting. User can move source, object and symbol table anywhere in memory. Feel as if you never left the environment of BASIC. Use any of the 80 column boards as supported by LETTER PERFECT. Lower Case optional with LCG.

\*Trademarks of: Apple Computer—Atari Computer—Epson America  
Hayes Microcomputers—Personal Software—Videx—M & R Ent.  
Advanced Logic Systems—Vista Computers—Gebelli Software



**LJK ENTERPRISES INC.**  
P.O. Box 10827 Dept. MC  
St. Louis, MO 63129  
(314) 846-6124



to check the line where the error is reported and ask the computer to print the value of the READ variable. Often the READ statement is executed in a FOR-NEXT loop, and you can ask the computer to print the value of the loop variable. For example, let's look at the following BASIC program:

```
10 DIM A$(10)
20 FOR N=1 to 10: READ Q: A$(N,N)=Q: NEXT N
30 DATA 0, 1, 2, 3, 4, 5, 6, 7, 8, 9
40 FOR M=1 TO 5: READ X, Y, Z: PLOT X, Y:
   POKE 256+M, Z: NEXT M
50 DATA 10, 20, 24, 30, 40, 24, 50, 60, 24, 70, 80, 24,
   90, 100, 25
```

Suppose you accidentally typed A\$(5) instead of A\$(10) in line 10. You'll get the error message "ERROR 5 on Line 20". This is an example of a "misleading" error message. Next, suppose you made "8, 9" into "8.9" in line 30, by substituting a period for a comma. You'll get the message "ERROR 6 on line 40". Line 40? What's going on here? When line 20 is trying to READ Q ten times (N = 1 to 10), it runs out of data on line 30 because 8.9 is one data item, while 8, 9 is two. The computer gets the first data item on line 50. When line 40 executes, it starts reading at the second data item on line 50 and, consequently, runs out of data.

The first thing to do is type in (direct mode) PRINT M.

The computer responds with 5. So you can tell that line 40 did not finish executing, because if it had, the computer would respond with 6 — one *more* than the loop limits. Counting off the data items in line 50 reveals that the last values of X, Y, and Z should be 90, 100, and 25 respectively. Typing in PRINT X, Y, Z causes the computer to respond with 100, 25, and 90. Everything is off by one data item, but line 50 is typed in perfectly. Now go back to the READ statement executed on line 20 and type in PRINT Q. The computer responds with the last value of Q, 10. That's right, so you look at line 30 to find your error.

Leaving out commas is an easy way to get CURSOR OUT OF RANGE, VALUE ERROR, and INPUT STATEMENT ERROR. Leaving out the comma between 10 and 20 on line 50 would cause the computer to try to plot 1020, 24 — a non-existent position off the screen. Leaving out the comma between 24 and 30 would cause the computer to try to POKE the number 2430 into memory. Since 255 is the largest number a memory location can contain, this will also generate an error.

Finally, make sure that after you have made corrections and deletions that you press System/Reset. Sometimes errors cause critical memory locations to change in such a way that even error free programs cannot run. Prior to every test run press System/Reset. Of course once your program runs correctly this is not necessary.

*[For further help in getting your programs to run see TYPO this issue—Ed.]*

## THE VOICE OF THE FUTURE . . . HEAR TODAY

### Echo Speech Synthesizers

Now your ATARI COMPUTER can talk with an ECHO™ speech synthesizer from Street Electronics!

Our SPEAKEASY™ phoneme system provides unlimited vocabulary while using a minimum of memory. The TEXTALKER™ text-to-speech firmware allows you to simply type in a word or phrase and let the computer do the rest. With nearly 400 grammatical rules contained in the system, your computer can properly pronounce most correctly spelled words. Simple commands allow you to select from:

- Entire words pronounced or spelled letter by letter
- Different volumes
- Spoken punctuation if desired
- 63 different pitch levels
- Words spoken monotonically or with intonation
- Fast or slow speech output

The applications of the ECHO speech synthesizer are virtually unlimited, ranging from business and education to games to aiding the handicapped. the ECHO GP is priced at \$369.95.



#### Street Electronics Corporation


1140 Mark Avenue  
Carpinteria, California 93013  
(805) 684-4593



# T.H.E. SMART TERMINAL<sup>®</sup>

**BINARY  
BINARY  
BINARY**

TURN YOUR ATARI 400 OR 800  
INTO A REAL SMART TERMINAL



Get up to date information from services like Dow Jones, Compuserve, The Source, and local timesharing computers.

**Save** the information on disk or cassette for editing or reviewing when you disconnect from the telephone line!

**Send** the edited information back to the timesharing system when you are ready.

## REDUCE YOUR CONNECT CHARGES BY READING AND WORKING OFF LINE!!

- User Friendly
- Disk or Cassette based
- Speeds up to 9600 Baud
- Interactive to 1800 Baud
- File Transfers to 9600 Baud
- Runs in 16K of Memory
- Transmits 8 bit Atari
- Transmits 7 bit ASCII w/parity
- Tx/Rx Different ASCII Codes
- ASCII Code conversion
- X-ON/X-OFF Protocol
- Re-Configurable on-line
- Supports Auto-Dial/Auto-Answer Modems (Hayes Smart Modem, etc.)
- Echo Back Configurable
- Menu or Command Driven
- Assign Special Functions
- Upload/Download Files
- Buffers all available memory
- Multiple file transmit
- Multiple file receive
- Character Verify on Send
- Write to Disk or Cassette
- Reconfigurable RS232 ports
- Drives serial or parallel printers
- Printer output to any port

E Erase Buffer  
I Input File  
O Output File  
R Receive Data  
S Send Data  
T Terminal Mode  
C Configuration Menu  
D DOS Menu

### MAIN MENU

This package allows you to define both transmit and receive characters so you can send characters and control codes not found on the Atari keyboard and receive characters that the Atari can translate into something it understands.

### A POWERFUL COMMUNICATIONS PACKAGE AT A SUPER PRICE!

Cassette \$49.95      Diskette \$49.95

Written in Machine Code for the Atari 400/800 with 16K. Complete, well written documentation with chapters on modem use and hook-up, communications techniques, timesharing, message reception, and up-loading and downloading of files.

**T.H.E. MOST Sophisticated  
Communications Package Available  
for the Atari 400 or 800.  
And its available on Cassette, too!**

**BINARY<sup>TM</sup>**  
**COMPUTER SOFTWARE**

3237 Woodward Ave.  
Berkley, MI 48072  
(313) 548-0533

BINARY CORPORATION

### ORDERING INFORMATION

Call BINARY directly to place your order. Our order lines are open 24 hours per day, 7 days per week.

#### Shipping and handling charges:

North America: Add \$2.50  
Outside N.A.: Add 10%  
Michigan Residents: Add 4% tax.

#### Payment Methods:

VISA, Master Charge, AMEX, cash, certified check, personal check (allow for clearance), money order.

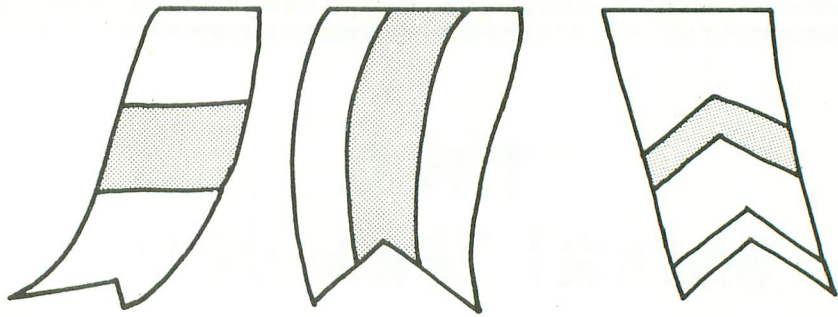
**Look for Binary Software Products at your local computer store.**

Dealer Inquiries invited



# BANNER MAKER

by Paul E. Hoffman



The following program allows you to make banners on most common printers. Although the program is short, it shows how to use a few ATARI features.

As you may know, each letter on your screen is formed in an  $8 \times 8$  matrix in your ATARI's memory. This program takes an input string, and prints out an enlarged version of this matrix for each letter. If you use any font generating programs, the re-defined characters will be printed out.

## The program:

**100** Get the input string to be printed as the banner.

**110–130** Major loop: get a character and determine its ATASCII value. Type the letter on the screen so you can tell how far along the banner is.

**140–170** Calculate which group the current character is in, and translate CH into the keycode.

**200** Loop to retrieve the eight bytes for each character, Y being the row of the character received. CHBAS, determined in line 1030, is the page where the character table begins, and CH is the character offset in the table.

**210–220** Within each byte, determine which bits are set to 1 by comparing the byte to powers of two (see line 1040) in descending order from 128. If the bit is on, subtract that power of two from the byte so that the next bit may be tested. BITON (and each element of ARR) will either equal 0 or 1, depending on the value of each bit in our BYTE.

*Note that line 220 tells us to put our result into the array vertically, starting in the upper right corner, a clockwise rotation of 90 degrees. You can change the rotation with the following changes:*

| Letter facing:    | Array:         |
|-------------------|----------------|
| Same as font      | ARR(C7—X,Y)    |
| 90 deg Clockwise  | ARR(C7—Y,C7—Y) |
| 180 deg Clockwise | ARR(X,C7—Y)    |
| 270 deg Clockwise | ARR(Y,X)       |

**230** Get next byte.

**500** Print the letter in the array. Our FOR-NEXT loops read the matrix horizontally from the top to the bottom. We must also initialize the LINE\$ to be printed to spaces.

**510–530** If the array element is a 1, change a segment to blocks (solid print elements, see line 1100), if it is a 0, do nothing. Loop for each bit in the row.

**540–550** Print the LINE\$ and loop back for the NEXT ROW.

**560–600** Check if you want to go to a new page for each letter; if so, print a formfeed character. Either way, get the next character.

**1030** Locate the character set in memory. This will be page 224 if it is the ATARI character set, otherwise this will point to the beginning of your set.

**1040** Set up the BIT array.

**1050–1080** These are variables you can set to change the printer's output. WIDTH is the number of times each segment is copied vertically (how thick it will be); SEGHT is the number of characters each element in the array will take up. For most printers, WIDTH should be about half of SEGHT, but you can get interesting results by varying this ratio.

PRTYPE\$ holds the type of printer, so that the BLOCK\$ and BLANK\$ will correspond correctly to your printer. PAGE\$ tells whether you want a page eject after each character or not. Most of the time you will not, but it allows you to sheet-feed your printer if you want.

SIXROW\$ should be YES if you are using the ATARI character set. It will truncate the top and bottom bytes, which are zero anyway, and increase your SEGHT by the proportionate amount on 1140.

**1100–1120** Sets the correct character values based on the printer type.

**1130** Gives COLLOW and COLHIGH their initial values, which correspond to reading the entire 8 bytes of the character.

**1140** If each character is actually just the middle six bytes from the font, it increases the segment height by 25%, and adjusts the parameters for the FOR-NEXT loop that starts on line 500.

**1150–1170** Make the string BLOCK\$ of block characters, length equal to SEGHT. Make the string BLANK\$ be blanks, length  $8 * \text{SEGHT}$  (8 segments to a character).

The program can be tailored to your system by changing lines 1050–1080, or by adding another line if you have a printer that is not mentioned in lines 1100–1120. You can determine the character for BLOCK by finding the character in the printer set which is the most filled in. For non-graphics printers, this is usually the pound sign (#). The blank is usually just a space character, ASCII 32.

Printing graphics characters takes about 3.5 times as long as non-graphics ones since the printer must make two passes on the line it is printing. It thus loses its bidirectional printing capability. Graphics characters print much darker, and make a much more readable banner.

*continued on page 30*



# RAM

For ATARI

## 48K RAM BOARD FOR THE 400

- Highest quality available
- Reduces power consumption
- Reduces heat

**48K Board** (400) **\$240**


**32K Board** (400/800) **\$100**

**INTEC  
PERIPHERALS  
CORP**

**906 E. Highland Ave.  
San Bernardino, CA 92404  
(714) 881-1533**

ATARI, 400, 800 are Trademarks of ATARI, Inc.

 **ATARI  
COMPUTER  
OWNERS**



What's better than a Joystick?

**G—STICK** - The first *proportional* joystick for your ATARI computer. Proportional control means that the object you're controlling moves as fast or slow as you move the stick - as far as you move it - in whatever direction you move it. (The stick you're using now only offers one speed and eight directions!)

G-STICK features a quality joystick assembly, two 'trigger' buttons for even greater control, and plugs into the front of your computer.

**G is for Graphics!** Draw smooth curves, achieve fine control with programs like Versa Graphics Composer.

**G is for Games!** Get amazing scores on games like Super Breakout, Avalanche, more!

**G is for Great!** You have the best personal computer, now get the best joystick!

Special introductory offer - only \$44.95 postpaid, including complete instructions and a bonus diskette or cassette of quality BASIC and machine language G-STICK software. Please specify disk or cassette when you order.

Order your G-STICK today! Send check or money order for \$44.95, or specify COD. G-STICK is the first in a line of quality accessories from:

**GSC PRODUCTS**

PO BOX 5288, Manchester, NH 03108 (603) 669-6210

"GSC means Good Stuff Cheap"

ATARI, Super Breakout, Avalanche, and the Atari logo are trademarks of Atari, Inc. Graphic Composer is a trademark of Versa Computing, inc.

## VERVAN Software

Utility Programs for the ATARI 400/800\*

### CASDUP

A machine language program that allows you to copy ANY Atari cassette. **Cassette Only \$20.00**

### CASDIS

A machine language program that converts a cassette boot program into a disk boot program.

**Disk Only \$25.00**

### DISDUP

A machine language program for duplicating hard-to-copy disks. This is more than a simple copy routine.

**Disk Only \$25.00**

### VARMAP (Available in September 1982)

A machine language program that lists the variables in a BASIC program along with the number of every line that references them. **Specify Cassette or Disk \$25.00**

### LINMAP (Available in September 1982)

A machine language program that lists each line in a BASIC program along with the number of every line that references them. **Specify Cassette or Disk \$25.00**

### FULMAP (Available in October 1982)

A single program that includes all the features of VARMAP and LINMAP. An additional feature is that variables used in indirect addressing are listed separately.

**Specify Cassette or Disk \$40.00**

Please add \$2.00 shipping and handling per program. California residents please add 6% state sales tax. *Send check or money order to:*

**VERVAN Software**  
10072 Balsa Street  
Cucamonga, Ca. 91730

*Dealer Inquiries Welcome*

\*ATARI 400/800 is a trademark of Warner Communications, Inc.



THE 

## BIG MATH ATTACK™

Challenging new math program...

Sharpen your skills by entering the correct answer before the equation 'lands' on your city! Provides hours of educational entertainment.

### Features:

- Full color
- High resolution graphics
- Animation
- Sound
- Four math functions (+, -, ×, ÷)
- Two levels for each function

Recommended for grades 1-6. Available for the ATARI & APPLE II.

ATARI 16K (cass.) ..... \$20.00

ATARI 24K (disk) ..... \$25.00

Requires ATARI BASIC cartridge

APPLE II (disk) DOS 3.2/3.3 ..... \$25.00

Requires Applesoft Basic in ROM.

**Ask for it at your local computer store.**



or order direct:

 **H.E.S.I.S.**  
P.O. Box 147  
Garden City, MI 48135  
(313) 595-4722

Please add:  
\$1.50 shipping/handling  
\$1.50 C.O.D.

WRITE FOR FREE CATALOG  
DEALER INQUIRIES WELCOME



```

10 REM Banner maker by Paul E. Hoffman
20 GOSUB 1000:REM Get initial values, and setup variables
100 PRINT "String for banner";:INPUT INSTR$
110 FOR CHNUM=C1 TO LEN(INSTR$)
120 CH%=INSTR$(CHNUM):CH=ASC(CH%)
130 PRINT CH%;
140 CHGRP=INT(CH/C32)+C1
150 ON CHGRP GOTO 160,170,170,200,160,170,170,200
160 CH=CH+64:GOTO 200
170 CH=CH-C32:GOTO 200
200 FOR Y=C0 TO C7:BYTE=PEEK(256*CHBAS+8*CH+Y)
210 FOR X=C7 TO C0 STEP -1:BITON=C0:IF BYTE>=BIT(X) THEN BITON=C1:BYTE=BYTE-BIT(X)
220 ARR(C7-Y,C7-X)=BITON:NEXT X
230 NEXT Y
500 FOR ROW=C0 TO C7:LINE$=BLANK$:FOR COL=COLLOW TO COLHIGH
510 IF ARR(COL,ROW)=C1 THEN LINE$(SEGHT*COL)=BLOCK$
530 NEXT COL
540 FOR I=C1 TO WIDTH:LPRINT LINE$:NEXT I
550 NEXT ROW
560 IF PAGE$="YES" THEN LPRINT CHR$(140)
600 NEXT CHNUM
999 END


1000 REM ***** Subroutine for setup of variables
1010 C0=0:C1=1:C3=3:C7=7:C8=8:C32=32:C63=63
1020 DIM ARR(C7,C7),BIT(C7),INSTR$(C63),CH$(C1),LINE$(80),PRTYPE$(C7),PAGE$(C3),
SIXROW$(C3)
1030 CHBAS=PEEK(756)
1040 TEMP=C1:FOR I=C0 TO C7:BIT(I)=TEMP:TEMP=TEMP*2:NEXT I
1050 WIDTH=5:SEGHT=10
1060 PRTYPE$="EPSON"
1070 PAGE$="NO"
1080 SIXROW$="NO"
1100 IF PRTYPE$="EPSON" THEN BLOCK=35:BLANK=C32
1110 IF PRTYPE$="ATARI" THEN BLOCK=160:BLANK=C32
1120 IF PRTYPE$="LETQUAL" THEN BLOCK=35:BLANK=C32
1130 COLLOW=C0:COLHIGH=C7
1140 IF SIXROW$="YES" THEN SEGHT=INT(SEGHT*1.25):COLLOW=C1:COLHIGH=6
1150 DIM BLOCK$(SEGHT),BLANK$(8*SEGHT)
1160 FOR I=C1 TO SEGHT:BLOCK$(I)=CHR$(BLOCK):BLANK$(I)=CHR$(BLANK):NEXT I
1170 FOR I=C1 TO C3:BLANK$(LEN(BLANK$)+1)=BLANK$:NEXT I
1200 RETURN

```

Variable checksum = 1528295

| Line num | range  | Code | Length |
|----------|--------|------|--------|
| 10       | - 220  | NH   | 373    |
| 230      | - 1020 | YW   | 314    |
| 1030     | - 1150 | XC   | 315    |
| 1160     | - 1200 | EM   | 80     |


# ATARI



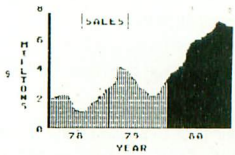
## GRAPHICS HARDCOPY

Dumps anything on screen of ATARI 400/800 to printer. All graphics and text modes. Players/Missiles/scaling/grey scale/GTIA/more! Works with EPSON, Centronics 739, IDS and Trendcom.




\*ATARI is a registered trademark of ATARI Computer Inc.



(209) 634-8888/667-2888  
**MACROTRONICS, inc.**  
 1125 N. Golden State Blvd.  
 Turlock, California 95380



MACROTRONICS - GREEN PRINT  
 PRESS ENTER TO PRINT SCREEN DISPLAY

C.O.D.



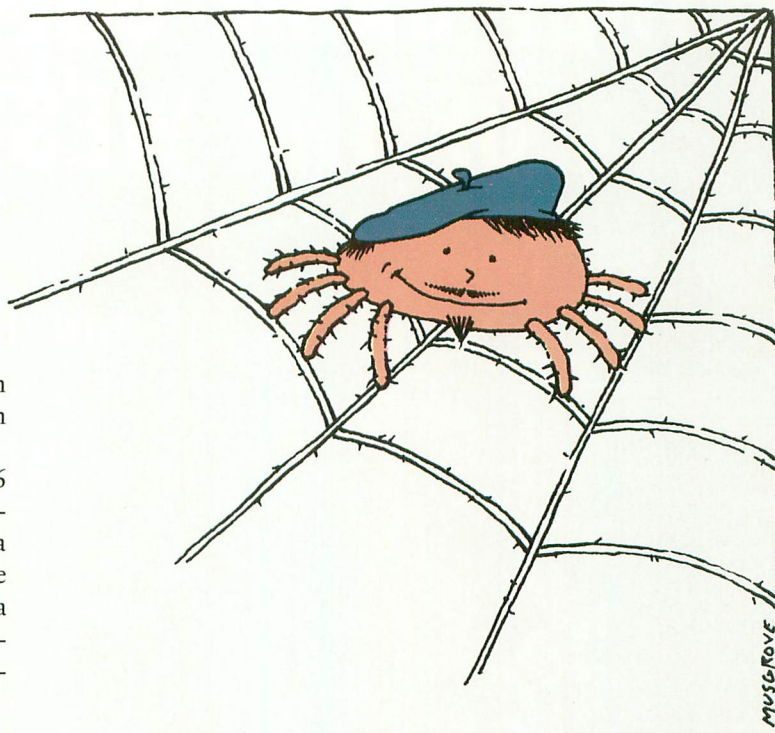
# SPIN COLORS WITH THE SPIDER

by John and Mary Harrison

Since our new ATARI 800 has the GTIA chip, we have been experimenting with it. SPIDER is a little BASIC program that lets you doodle colors with your joystick.

Mode 11 is our choice for this program because it gives 16 different colors in a high resolution mode (80 pixels horizontally by 192 vertically). When you run the program, a white "spider" appears. The "fire" button changes the spider's color. As you move the joystick the spider leaves a trail of its color. When the spider is white it can be positioned without leaving a line. (It actually draws in background color).

To start a new design, press RESET and type RUN.



```

10 REM *****
20 REM *      SPIDER      *
30 REM * JOHN AND MARY HARRISON *
40 REM *      6/82      *
50 REM *****
60 DIM SPIDER$(1),SSPIDER$(8),ERASE$(10)
70 REM SET ASIDE MEMORY FOR PLAYER
80 REM AND SET GRAPHICS MODE,
90 MEMTOP=PEEK(106)-16
100 POKE 106,MEMTOP
110 REM CLEAR MEMORY FOR PLAYER
120 POKE 88,0:FOR I=0 TO 4:POKE 89,MEMTOP+8+I:CHR$(125):NEXT I
130 GRAPHICS 11
140 MEMTOP=MEMTOP+8
150 REM START OF PLAYER MEMORY
160 POKE 54279,MEMTOP
170 REM DECIMAL ADDRESS OF PLAYER MEMORY
180 PMBASE=256*MEMTOP
190 REM SINGLE LINE PLAYER DOUBLE WIDTH
200 POKE 559,46:POKE 53256,1
210 REM ENABLE PM GRAPHICS
220 POKE 53277,3
230 REM INITIAL PLAYER POSITION
240 XSPIDER=119
250 YSPIDER=48
260 REM CLEAR STRING FOR VERITCAL MOVEMENT
270 ERASE$=""
280 REM POSITION PLAYER
290 POKE 53248,XSPIDER
300 REM DRAW PLAYER
310 FOR I=PMBASE+511+YSPIDER TO PMBASE+518+YSPIDER
320 READ DAT
330 POKE I,DAT
340 NEXT I
350 DATA 36,36,90,60,60,90,36,36
360 REM ADDRESS OF ARRAY AND VARIABLE
370 REM TABLES. THIS SECTION OF CODE
380 REM ALLOWS YOU TO USE 128 BYTES
390 REM FOR SPIDER$ WITHOUT RESERVING
400 REM THAT MUCH MEMORY IN THE DIM,
410 ATAB=PEEK(140)+256*PEEK(141)
420 VTAB=PEEK(134)+256*PEEK(135)
430 OFFSET=256*MEMTOP+512-ATAB
440 M3=INT(OFFSET/256)
450 M2=OFFSET-256*M3
460 POKE VTAB+2,M2:POKE VTAB+3,M3
470 POKE VTAB+4,128:POKE VTAB+5,0
480 POKE VTAB+6,128:POKE VTAB+7,0
490 REM SET UP SHADOW FOR SPIDER
500 SSPIDER$(1,8)=SPIDER$(YSPIDER,YSPIDER+7)
510 REM INITIALIZE COLOR AND LINE CO-
520 REM ORDINATES.
530 C=0:XLINE=39:YLINE=69
540 SETCOLOR 4,0,8:POKE 704,8
550 GOSUB 880
560 COLOR C
570 PLOT XLINE,YLINE
580 REM CHANGE COLOR ROUTINE
590 IF STRIG(0)=1 THEN 660
600 C=C+1
610 IF C>15 THEN C=0
620 COLOR C:POKE 704,C*16+8
630 FOR DEL=1 TO 20:NEXT DEL

```

continued on page 49



# THEY CAME OUT OF THE BLUE OF THE WESTERN SKY

*and it's up to you to stop them!*

## REAR GUARD

**FEATURING ARCADE ACTION  
GRAPHICS AND SOUND**

You know those alien residents who look like blue jello and smell like a cow pasture on a warm day? Well, they're up in arms about something and have declared war! Their weapons are Cyborg ships with their intelligent parts suspended inside. These Cyborgs pursue like crazed bats to try and kamikaze your crew pods. You're armed with an unlimited supply of Guided Energy Darts, but even when you blast 'em, their doomsday missiles come right at you! Good luck. (You'll need it!)

**REAR GUARD** features many extras which are usually found only on coin-operated video arcade machines. These include advanced play levels, running high score (with high score "clear" option), two player option, brilliant horizontal scrolling, and great sound effects.

### APPLE VERSION

by John Anderson



48K DISK \$29.95

### TRS-80 VERSION

by Wayne Westmoreland  
and Terry Gilman



16K TAPE \$19.95 32K DISK \$24.95

### ATARI VERSION

by Neil Larimer

Assisted by Sparky Starks



16K TAPE \$19.95 24K DISK \$24.95

### TO ORDER!

**Adventure**  
INTERNATIONAL  
A DIVISION OF SCOTT ADAMS, INC.


BOX 3435, LONGWOOD FL 32750  
(305) 862-6917 (QUESTIONS)  
ORDER FROM YOUR FAVORITE DEALER  
or CALL TOLL FREE (800) 327-7172  
(ORDERS ONLY PLEASE) (20)



# PAC INVADERS

by Vince Scott

PAC INVADERS combines familiar characters from PAC-MAN and the scenario of SPACE INVADERS. You need 16K and a joystick and then lots of practice. Vince makes good use of re-defined characters set graphics. The action is relatively fast and the response time good (remember this is a BASIC program). This game could be customized into your very own version of a very popular arcade game. Let us know what you do with it!



```

1 REM PAC-INVADERS BY VINCE SCOTT
2 REM FOR ANTIC MAGAZINE VOL 1, #3
6 REM -----
10 LOOP=0:LOOP2=0:TALLY=0:KILL=0:GOSUB 280:GOTO 140
30 BHG=PEEK(53248):IF BHG>0 THEN GOSUB 210
40 IF LA=1 THEN BG=BG-4:VC$(BG)=BULLET$:POKE 53278,1:IF BG-4*O<10 THEN VC$(BG,BG+4)=BH$:LA=0
50 BHG=PEEK(53248):IF BHG>0 THEN GOSUB 210
60 IF BF=1 THEN SAW=SAW+3:VC$(SAW)=MISSILE$:IF SAW>102 THEN VC$(SAW,SAW+5)=BH$:BF=0:SAW=20
70 IF PEEK(53259)=1 THEN 250
80 IF BF=0 AND TALLY>KILL AND O<16 THEN BF=1:POKE 53255,DX+3:SAW=14+4*O:TALLY=0
90 DX=DX+4*(STICK(0)=7)-4*(STICK(0)=11):POKE 53248,DX
100 IF STRIG(0)=0 AND LA=0 THEN LA=1:DXM=DX+2:POKE 53252,DXM:BG=94:VC$(BG)=BULLET$:POKE 77,0
110 TALLY=TALLY+1:RETURN
120 POKE 656,1:POKE 657,2:"YOU LOSE-PUSH TRIGGER TO PLAY AGAIN":SOUND 0,0,0,0:TURNS=0:WAVES=0
130 POKE 656,1:POKE 657,2:POKE 704,PEEK(710)
135 IF STRIG(0)=1 THEN 135
137 POKE 752,1:"?"
140 POKE 656,3:POKE 657,2:"POINTS  ";;SCORE=0:GOSUB 240:POKE 705,88:POKE 706,88:KILL=80:HARD=0:HARDER=0
150 POKE 704,82:VC$=BH$:LA=0:BF=0:POKE 53278,1:FOR LOOP=1 TO 8:FOR LOOP2=80 TO 150 STEP 2:SOUND 0,LOOP2,10,6
155 NEXT LOOP2:NEXT LOOP:TALLY=80:SOUND 0,0,0,0
160 POKE 77,0:KILL=KILL-WAVES*10:IF WAVES>1 THEN HARD=30:IF WAVES>3 THEN HARDER=60
170 FOR O=1 TO 20:HU=-HU:FOR LOOP=0 TO 8:KZ=PEEK(OE)-HU-20*(LOOP=8):M=PEEK(XD)-(KZ<0)+(KZ>255):KZ=KZ+256*(KZ<0)-256*(KZ>255)
180 GOSUB 30:POKE XD,M:POKE OE,KZ:GOSUB 30:POKE 756,UJ+4+2*(PEEK(756)=UJ+4):GOSUB 30:HARD
190 SOUND 0,255,10,15:GOSUB 30:HARDER:SOUND 0,0,0,0:NEXT LOOP:NEXT O
200 GOSUB 420:VC$=BH$:LA=0:BF=0:POKE 53278,1:GOTO 120
210 SOUND 0,255,6,10:N=DXM+8*LOOP*(-HU)-64*(HU<0)-48:N=2*(INT(N/16)):BHG=(BHG=2)+3*(BHG=1)+5*(BHG=8)+7*(BHG=4)-1
211 SOUND 0,255,6,6
220 SCORE=SCORE+10*(10-BHG):SHOTS=SHOTS+1
222 IF SHOTS=24 THEN POP:VC$=BH$:WAVES=WAVES+1:SOUND 0,0,0,0:GOSUB 420:GOTO 150
225 SOUND 0,255,6,4
230 POSITION N,BHG:"? #6;" "
240 POKE 656,3:POKE 657,8:" ";;SCORE;" ";;VC$(BG,BG+2)=BH$:LA=0:POKE 53278,1:SOUND 0,0,0,0:RETURN
250 POKE 706-TURNS,0:POKE 704,PEEK(710):VC$=BH$:FOR O=70 TO 0 STEP -1:SOUND 0,220,8,O/5:NEXT O:GOSUB 420
260 TURNS=TURNS+1:IF TURNS=3 THEN TURNS=0:SCORE=0:GOTO 120
270 GOTO 150

```



```

280 UJ=PEEK(106):IF UJ/2=(INT(UJ/2)) THEN UJ=UJ-8
290 POKE 89,UJ:POKE 88,0:? CHR$(125):POKE 89,UJ+3:? CHR$(125):POKE 106,UJ:GRAPHICS 18:POKE 756,(UJ+4)
291 FOR DE=1 TO 7:? #6:NEXT DE
295 ? #6;" S P A C E"? #6:? #6
296 ? #6;" INVADERS"
300 REM
310 FOR LOOP=8 TO 39:READ N:POKE (UJ+4)*256+LOOP+32,N:NEXT LOOP
320 FOR LOOP=40 TO 71:READ N:POKE (UJ+6)*256+LOOP,N:NEXT LOOP
330 FOR LOOP=72 TO 87:POKE (UJ+6)*256+LOOP-72,0:NEXT LOOP
340 FOR LOOP=88 TO 511:LOOP2=PEEK(57344+LOOP):POKE (UJ+6)*256+LOOP,LOOP2:POKE (UJ+4)*256+LOOP,LOOP2:NEXT LOOP
350 SOUND 0,0,0,0:GOSUB 500:GRAPHICS 1:POKE 559,34:XD=PEEK(560)+PEEK(561)*256+5:OE=XD-1
360 POKE 89,UJ+2:POKE 88,128:POKE 752,1:? " ":POKE XD+25,7:POKE 708,46:POKE 709,46:POKE 710,46:POKE 711,46
370 DIM BH$(128),GF$(1),RR$((INT(ADR(GF$)/1024)+1)*1024-ADR(GF$)-1),PLAYER$(384),VC$(128),P$(128),PL1$(128),PL2$(128)
380 DIM MISSILE$(8),BULLET$(8):BH$=CHR$(0):BH$(128)=CHR$(0):BH$(2)=BH$:P$=BH$:VC$=BH$:BG=88
390 FOR LOOP=1 TO 8:READ O,BHG,HU:P$(97+LOOP,97+LOOP)=CHR$(O):BULLET$(LOOP,LOOP)=CHR$(BHG):MISSILE$(LOOP,LOOP)=CHR$(HU):NEXT LOOP
400 PL1$=BH$:PL2$=BH$:PL1$(12)=P$:PL2$(12)=P$:POKE 53249,185:POKE 53250,171:POKE 704,196:POKE 707,76
410 SAW=10:POKE 53254,100:DX=128:POKE 53248,DX:POKE 54279,ADR(PLAYER$)/256:POKE 623,1:POKE 53277,3
420 POKE XD,PEEK(89):POKE OE,128:POKE 559,46:BF=1:SHOTS=0:HU=-1:POKE 756,UJ+4
430 ? #6;CHR$(125):FOR LOOP2=0 TO 3:POSITION 0,LOOP2*2:FOR LOOP=1 TO 6:? #6;CHR$(5+32*LOOP2+LOOP2+64*(LOOP2>1)):? "":NEXT LOOP:NEXT LOOP2
431 RETURN
440 DATA 60,126,255,231,195,129,0,0,60,126,255,231,195,129,0,0,60,126,255,231,195,129,0,0
445 DATA 60,126,255,231,195,129,0,0,60,126,255,255,255,126,60,60,126,255,255,255,255,126,60
450 DATA 60,126,255,255,255,255,126,60,60,126,255,255,255,255,126,60
460 DATA 60,1,0,126,1,0,219,0,0,255,0,0,189,0,192,195,0,192,255,0,0,165,0,0
500 FOR LOOP=1 TO 7
501 POSITION 0,LOOP-1:? #6;" "
510 POSITION 0,LOOP:? #6;" &";POSITION 13,LOOP:? #6;"&"
520 IF BHR=156 THEN BHR=158:GOTO 530
522 BHR=156
530 POKE 756,BHR
535 SOUND 0,255,8,10:FOR TFMB=1 TO 10:NEXT TFMB:SOUND 0,0,0,0
536 FOR TFMB=1 TO 35:NEXT TFMB
540 NEXT LOOP
550 FOR LOOP=1 TO 500:NEXT LOOP
560 RETURN

```

Variable checksum = 1435997

| Line num | range | Code | Length |
|----------|-------|------|--------|
| 1        | - 80  | DL   | 581    |
| 90       | - 140 | IU   | 616    |
| 150      | - 180 | QG   | 545    |
| 190      | - 222 | IG   | 531    |
| 225      | - 290 | YC   | 596    |
| 291      | - 350 | YE   | 544    |
| 360      | - 400 | BW   | 595    |
| 410      | - 445 | LW   | 557    |
| 450      | - 550 | BU   | 497    |
| 560      | - 560 | EQ   | 6      |

## SUBSCRIBE TO ANTIC

*See page 62.*



---

# TYPO – TYPE YOUR PROGRAM ONCE

---

*by William Wilkinson*

“TYPO” is designed to help you find typing errors made when entering BASIC programs published in *ANTIC*. When used properly, TYPO will produce a table of values which can be used to pinpoint where an error was made. *ANTIC* will publish a table with every BASIC listing, and the user may compare the two tables to ensure they are identical. If they are not, then the user presumably made a “typo” which needs to be corrected.

## How To Use TYPO

1. Enter program listing #1 EXACTLY as shown.
2. LIST this program to disk ( LIST “D:TYPO.LIS” ) or cassette ( via LIST “C:” ). When using a cassette, use an entire blank cassette for just this program.
3. Type NEW to clear memory.
4. Type in a program from the magazine.
5. LIST this program to the disk ( LIST “D:NAME” ) or cassette ( LIST “C:” ). Type NEW and reenter the program ( ENTER “D:NAME” or ENTER “C:” ).
6. Append the TYPO program onto the end of the program from the disk ( ENTER “D:TYPO.LIS” ) or cassette ( ENTER “C:” ).
7. Type GOTO 32000 and a checksum table will be printed on your screen. Compare this table with the one published, if they agree you are finished and the program should run.
8. Note the value of the “Variable checksum” printed on the screen; and keep it handy.
9. If the table does not agree with the published table, examine the lines which have codes and/or lengths which disagree. Correct any errors.
10. IF AND ONLY IF the variable checksum you noted agrees with that printed in the magazine, goto step 7 above and try again.
11. If the variable checksums do NOT agree, you MUST goto step 5 above and perform the listing and reentering ritual! You may skip step 6, however, since presumably you have the combined programs now LISTed together.

Follow these instructions exactly!

## What TYPO Is Telling You

THIS PROGRAM IS FUSSY! It cares about every little

period, comma, and even spaces. It also cares about the order in which you typed in program lines! The order in which the variable names are stored depends upon the order the lines were typed. Should this order be altered the values of the tokens and the subsequent checksums will be altered.

The “Variable checksum” is used to correct for some of this by producing an (almost) unique checksum which depends on the order in which the variables are stored. If your checksum doesn’t agree, you have either entered lines in the wrong order or misspelled a variable name. In either case, you MUST correct your error(s) and then go through the LIST / NEW / ENTER sequence to assure that the variables are put back in order.

The length shown is the number of bytes encountered by TYPO within the line number range shown. The two letter code is essentially a checksum of “length” bytes within that same range. If the length is correct and the checksum is off, you have made a spelling or punctuation error. Watch out: since all keywords and operators (including two character operators such as “ = ”) are tokenized as one byte, the length might stay the same even though you type SET-COLOR for CLR. Note!! You MAY use abbreviations for keywords as long as the LISTed result conforms to the magazine listing.

If the length bytes disagree you have added or deleted characters. If nothing obvious shows, pay special attention to characters in quoted strings and / or REMark statements. It is easy to omit a space or punctuation in a REMark, thinking that “REMARKs don’t matter”; but to TYPO they do.

## Using TYPO With BASIC A +

Both versions produce identical checksum and length codes when used with any program. BUT entering a magazine program under BASIC A + and then running TYPO on it will NOT produce the same checksum codes that will be given under Atari BASIC (this is because the internal token values are slightly different under BASIC A + ).

This is a small but sophisticated program, use it and typing errors will be reduced.

NOTE: TYPO asks for output file. Respond with S for television or P for printer.

*continued on page 52*



# COLORS FOR YOUR PILOT

by Ken Harms

This month I will show you how to use all 128 colors of the ATARI and how you can rapidly change these colors in your displays.

To display data on the TV screen, PILOT first gets data (character or graphics information) from your program and then looks at special memory locations to determine the color to use. You can use a maximum of four colors at one time on your screen. Each color is selected by the PEN: (color) instruction. This instruction calls these locations by the names "Red", "Blue", "Yellow", and "Erase". Once PILOT knows what name (location) a line belongs to, it uses the color value found there for all lines drawn by that PEN:(color) instruction.

When PILOT looks at the "Blue" location it will find a color value there. This value will cause the ATARI to draw blue lines when you first turn it on. Fortunately, you can put any color value into these locations. So, even though PILOT calls these locations by color names (for convenience) any color may be found there. You can change these colors using a special form of the C:ompute command. Turn your machine on and type this in direct mode:

C:@B710 = 86

C:@B712 = 5\*16 + 6

The first instruction might be spoken "Compute byte 710 equals 86". In this case, the 710 is the special address PILOT calls its "Blue" location. The 86 is a color value for a red color. In effect we put "red paint into a can labeled blue".

In the second instruction, the "712" is PILOT's "Erase" register. The "5" is a hue (color) number and the "6" is a luminance number (more on them later).

In the graphic mode, PILOT uses four locations or registers. Their names, addresses and uses are listed in Table 1.

TABLE 1

| Name   | Register | Value | Used for               | Address |
|--------|----------|-------|------------------------|---------|
| Red    | 0        | 70    | Graphics               | 708     |
| Yellow | 1        | 26    | Graphics               | 709     |
| Blue   | 2        | 148   | Text Window & Graphics | 710     |
| None   | 3        | 148   | Not Used               | 711     |
| Erase  | 4        | 0     | Background & Border    | 712     |

You change the color of any register (paint can) by placing a different color value in any of the addresses. Color values are made up of two numbers, a "hue number" and a "luminance" or brightness number. Table 2 gives these values and what they usually look line on my TV.




TABLE 2

| Hue                  | Luminance                           |
|----------------------|-------------------------------------|
| 0 = gray             | 0—lowest possible luminance (black) |
| 1 = green brown      | 2—                                  |
| 2 = yellow/orange    | 4—                                  |
| 3 = orange           | 6—                                  |
| 4 = red/orange       | 8—                                  |
| 5 = pink             | 10—                                 |
| 6 = bluish purple    | 12—                                 |
| 7 = purple           | 14—maximum luminance (white)        |
| 8 = blue             |                                     |
| 9 = bright blue      |                                     |
| 10 = turquoise       |                                     |
| 11 = greenish blue   |                                     |
| 12 = green           |                                     |
| 13 = yellowish green |                                     |
| 14 = orangish green  |                                     |
| 15 = light orange    |                                     |

The color value needed in each register is calculated as follows:

Hue number\*16 + luminance number.

A color value for the red we used above is 86 or "165 + 6." Changing a register can be done at any time in your program.

The listing draws two horses in different color registers and then changes the colors rapidly to illustrate the power of this technique.

Let me leave you with an experiment: Use Mode 1 or Mode 2 letters (see last issue) and determine which color registers are used for uppercase and lowercase letters.

You may be interested in a new learning club for PILOT / LOGO users. It has a good newsletter, simple programs and an educational orientation. It is free to people under 18. Write to:

Young People's LOGO Association  
1208 Hillsdale Drive  
Richardson, Texas 75081

See page 38 for listing.



# ATARI SAYS ITS FIRST WORD

## WITH A VOICE BOX BY THE ALIEN GROUP!

THE ALIEN GROUP has emerged from the underground, daring to offer a full-featured speech synthesis system that is flexible, low in cost, and needs no accessory devices. No Interface, Cables, Speaker, Amp, or External Power Required! VOICE BOX has been designed and programmed by Atari users to become the integral voice of a 400 or 800 computer. Simply plugged into the serial port, VOICE BOX automatically routes all speech into the speaker of your television monitor. With the menu-driven operating system supplied, you'll be creating original, intelligible speech within moments after loading disk or cassette. No lengthy or obscure instructions to wade through.

The system includes a dictionary which translates typed text into VOICE BOX's phonetic language. The dictionary can be expanded to include as many as 5,000 words of your own custom vocabulary. Unlimited speech can be produced by straightforward phonetic definition at any time, even if the dictionary should be full.

The speech routines can be called from other programs for any purpose you can conceive. Here are a few suggested uses:



VOICE BOX  
Speech Synthesizer

### SOUND EFFECTS

- Access 64 phonemes at any of 4 pitch levels to add filtered, contoured sound to the Atari audio repertoire.

### GAMES

- Program aliens to hiss threats, moan when destroyed.
- Devise weird, non-human tongues for dungeon dwellers.
- Insert cryptic spoken clues in maze games.

### COMPUTER OPERATION

- Code verbal prompts and error messages that command attention and leave the current display intact.

### EDUCATION

- Gain an introduction to the principles of phonetics.
- Learn touch typing through spoken feedback from the keyboard.

In addition, the *Random Sentence Generator* included in the operating system, which prints and speaks endlessly startling, amusing, even poetic combinations of words supplied by the user, helps teach school children to identify parts of speech and recognize a variety of sentence structures.

A minimum of 16K RAM is required by the operating system. Either disk or cassette includes both 16K and 32K versions. Try VOICE BOX for up to 10 days, and if it isn't the finest value you've ever seen in a computer peripheral, the most challenging and provocative addition you've ever made to your system, return it in its original condition for a full refund.

When ordering specify disk- or cassette-based operating system, and enclose check or money-order for \$169, or state your VISA or MASTERCARD number. Send mail orders to: **THE ALIEN GROUP**

27 West 23rd Street  
Dept.  
New York, New York 10010

or telephone orders from  
10 AM to 6 PM New York time  
(212) 924-5546

**ALSO AVAILABLE AT LEADING COMPUTER STORES THROUGHOUT THE WORLD.**

Atari is a registered trademark of Warner Communications.



**BOOKS:****ATARI BASIC - Learning by using**

An excellent book for the beginner. Many short programs and learning exercises. All important features of the ATARI computers are described (screen drawings, special sounds, keys, paddles, joysticks, specialized screen routines, graphics, sound applications, peeks, pokes, and special stuff). Also suggestions are made that challenge you to change and write program routines.

Order # 164 \$7.95

**GAMES for the ATARI Computer**

This book describes advanced programming techniques like player-missile-graphics and use of the hardware registers. Contains many ready to run programs in BASIC and one called GUNFIGHT in machine-language.

Order # 162 \$7.95

**SOFTWARE IN BASIC:****Invoice Writing for Small Business**

This program makes writing invoices easy. Store your products in DATA statements with order-number, description, and price. The program later retrieves the description and price matching to the entered order-number. The shipping cost and the discount may be calculated automatically depending on the quantity ordered or entered manually. The description to the program tells you how to change the program and adapt it to your own needs. Comes with a couple of invoice forms to write your first invoices onto it.

Order # 7201 cassette version \$29.95

Order # 7200 disk version \$39.95

**Mailing List**

This menu driven program allows the small business man to keep track of vendors and customers. You can search for a name or address of a certain town or for an address with a certain note. 50 addresses are put into one file.

Order # 7212 cassette version \$19.95

Order # 7213 disk version \$24.95

**Inventory Control**

This program is menu driven. It gives you the following options: read/store data, define items, entry editing, inventory maintenance (incoming-outgoing), reports. The products are stored with inventory number, manufacturer, recorder level, present level, code number, description.

Order # 7214 cassette version \$19.95

Order # 7215 disk version \$24.95

**Programs from Book # 164**

The programs from book no. 164 on cassette. (Book included)

Order # 7100 \$29.00

**Game Package**

Games on cassette. (Bomber, tennis, smart, cannon fodder, etc).

Order # 7216 \$9.95

**SOFTWARE IN MACHINE LANGUAGE:****ATMONA-1**

This is a machine language monitor that provides you with the most important commands for programming in machine-language. Disassemble, dump (hex and ASCII), change memory location, block transfer, fill memory block, save and load machine-language programs, start programs. Printer option via three different interfaces.

Order # 7022 cassette version \$19.95

Order # 7023 disk version \$24.95

Order # 7024 cartridge version \$59.00

**ATMONA-2**

This is a tracer (debugger) that lets you explore the ATARI RAM/ROM area. You can stop at previously selected address, opcode, or operand. Also very valuable in understanding the microprocessor. At each step, all registers of the CPU may be changed. Includes ATMONA-1.

Order # 7049 cassette version \$49.95

Order # 7050 disk version \$54.00

**ATMAS**

Macro-Assembler for ATARI-800/48K. One of the most powerful editor assemblers on the market. Versatile editor with scrolling. Up to 17K of source-code. Very fast, translates 5k source-code in about 5 seconds. Source code can be saved on disk or cassette. (Includes ATMONA-1)

Order # 7099 disk version \$89.00

Order # 7999 cartridge version \$129.00

**ATAS**

Same as ATMAS but without macro-capability. Cassette-based.

Order # 7098 32k RAM \$49.95

Order # 7998 48k RAM \$49.95

**ATEXT-1**

This wordprocessor is an excellent buy for your money. It features screen oriented editing, scrolling, string search (even nested), left and right margin justification. Over 30 commands. Text can be saved on disk or cassette.

Order # 7210 cassette version \$29.95

Order # 7216 disk version \$34.95

Order # 7217 cartridge version \$69.00

**GUNFIGHT**

This game (8k machine-language) needs two joysticks. Animation and sound. Two cowboys fight against each other. Comes on a bootable cassette.

Order # 7207 \$19.95

**HARDWARE:****PRINTER INTERFACE**

This construction article comes with printed circuit board and software. You can use the EPSON printer without the ATARI printer interface. (Works with gameports 3 and 4).

Order # 7211 \$19.95

**EPROM BURNER (2516 or 2532 EPROMs)**

Works with gameports. No additional power supply needed. Comes completely assembled and with software.

Order # 7042 \$249.00

**EPROM BOARD (CARTRIDGE)**

Holds two 4k EPROMs (2532).

Order # 7043 \$29.95

ELCOMP Publishing Inc., 53 Redrock Lane  
Honolulu, CA 91766, Phone: (714) 623-8314

Payment: check, money order, VISA, MASTERCARD, Eurocheck.  
Orders from outside USA: add 15% shipping. CA residents add 6.5% tax  
\* ATARI is a registered trademark of Atari Inc.

**PILOT listing**


```

10 R:HOUSES
20 R:----- Draws houses and shifts
30 R:----- all four color registers
40 R:----- ANTIC Issue 3
50 *COLOR
60 GR: CLEAR
70 GR: GOTO -20,10
80 U: *HOUSE
90 GR: GOTO 20,10
100 U: *HOUSE
110 U: *REGISTER0
120 PA: 240
130 U: *REGISTER1
140 PA: 240
150 U: *REGISTER2
160 PA: 240
170 U: *REGISTER4
180 E:
190 *HOUSE
200 GR: PEN YELLOW
210 GR: TURNT00
220 GR: TURN 135; DRAW 14
230 GR: TURN 45; PEN BLUE; DRAW 15 [REG 2
240 GR: TURN 90; DRAW 5
250 GR: TURN 90; FILL 8
260 GR: TURN -90; DRAW 10
270 GR: TURN -90; PEN RED; FILL 8 [REG 0
280 GR: TURN 90; PEN BLUE; DRAW 5
290 GR: TURN 90; FILL 14
300 GR: TURN 45; PEN YELLOW; FILL 14 [REG 1
310 E:
320 *REGISTER0
330 C: #A=192 [HUE 12 LUM 0
340 *INCREMENT0
350 C: @B708=#A
360 T: 708 = #A
370 PA: 30
380 C: #A=#A+2
390 J (#A<202): *INCREMENT0
400 E:
410 *REGISTER1
420 C: #A=224 [HUE 14 LUM 0
430 *INCREMENT1
440 C: @B709=#A
450 T: 709 = #A
460 PA: 30
470 C: #A=#A+2
480 J (#A<228): *INCREMENT1
490 E:
500 *REGISTER2
510 C: #A=80 [HUE 5 LUM 0
520 *INCREMENT2
530 C: @B710=#A
540 T: 710 = #A
550 PA: 30
560 C: #A=#A+2
570 J (#A<88): *INCREMENT2
580 E:
590 *REGISTER4
600 C: #A=144 [HUE 9 LUM 0
610 *INCREMENT4
620 C: @B712=#A
630 T: 712 = #A
640 PA: 30
650 C: #A=#A+2
660 J (#A<152): *INCREMENT4
670 E:

```



# BATTLE TREK



## Take Command!

Take command of the USS Ranger and let BattleTrek's hi-res graphics, exciting sound-effects, and joystick control turn your Atari into a battle cruiser! As Commander of the Ranger, you must navigate, activate shields, manage power, and monitor enemy ships, destroying them if possible with positrons, mesons, and probes. Your assignment is especially difficult because the enemy commander, who has skills equal to yours, has some clever strategies of his own. BattleTrek, a realistic and difficult game for the thinking spacewar fan.

Atari 400/800, 32k, disk drive & paddle. On sale at your local computer store or send check for \$39.95 to:

**VOYAGER SOFTWARE, DEPT. A**  
**P.O. BOX 1126 · BURLINGAME, CA 94010**

Allow 21 days for delivery. California residents add 6½% sales tax.

## tele-communications for the Atari\* 400/800

Send E-mail, download programs and files, chat, buy merchandise, access the Source\* and other exciting data bases with the MICROCONNECTION, a quality direct connect modem for your Atari\*400/800. The Autodial/Autoanswer MICROCONNECTION automatically dials other computers and answers too! The bussdecoding MICROCONNECTION eliminates the need for the 850 Expansion Interface,\* and the "obsolete" acoustic coupler. Terminal software included.

|   |          |
|---|----------|
| Bussdecoding MICROCONNECTION Atari 400/800  | \$249.00 |
| with Autodial/Autoanswer  | \$279.00 |
| RS-232 MICROCONNECTION for Atari 400/800  | \$199.00 |
| with Autodial/Autoanswer  | \$239.00 |
| TSMART (Smart terminal program)   | \$ 79.95 |
| TYPAR-A (Users MICROCONNECTION to drive serial printers to provide printed output and listings) | \$ 19.95 |

### the microp~~er~~ipheral corporation

2643 151st Pl. N.E., Redmond, WA 98052  
 (206) 881-7544


\*Trademark of Reader's Digest, Inc. and Atari, Inc.

## NEW FROM



**Synergistic  
Software**


A  
C  
T  
I  
O  
N  
  
A  
N  
D



A  
D  
V  
E  
N  
T  
U  
R  
E

## PROBE ONE THE TRANSMITTER

A new high-res adventure game filled with arcade action, color, and sound effects. You must battle guard droids while searching room to room in a remote research colony. The original game design has various skill levels and new game layout each time you play. Probe One uses paddle or joystick as well as keyboard commands..... \$35.95



## WARLOCK'S REVENGE

Two full disks of challenging high-res adventure. You lead a select group of adventurers on a quest to gather treasure and destroy the evil warlock, Oldorf. As you explore caverns and castles you use your groups various skills to gather riches and fight off creatures. Warlock's Revenge uses keyboard commands and you may save the game for latter play..... \$34.95

Both games require 40K, 800/400, disk, and ATARI BASIC.

**TOLL FREE ORDER LINE — 800-426-6505**

We accept checks, VISA, MASTER CHARGE, and C.O.D.  
 \*2.00 postage and handling charge, except on prepaid orders.

**Synergistic Software**

830 N. Riverside Dr., Suite 201, Renton, WA 98055  
 (206) 226-3216

ATARI 800/400 are trademarks of ATARI, INC.



## MEMORY MAP

## Page 2 continued



Memory Map is an on-going feature of ANTIC. We intend to publish the function of all the low memory RAM locations. The format for our description is:

12    \$C    2    DOSINI    The Operating System variable called DOSINI uses 2 contiguous locations starting at address 12 (decimal) or C (hexidecimal).

|     |       |    |                    |  |
|-----|-------|----|--------------------|--|
| 566 | \$236 | 4  | SPARE              | No Operating System Function.  |
| 570 | \$23A | 1  | CDEVIC             | ???  |
| 571 | \$23B | 1  | CCOMND             | ???  |
| 572 | \$23C | 1  | CAUX1              | ???  |
| 573 | \$23D | 1  | CAUX2              | Command auxiliary byte.  |
| 574 | \$23E | 1  | TEMP               | Receives one-byte responses from serial bus controllers.   |
| 575 | \$23F | 1  | ERRFLG             | Error flag any device error except timeout errors.   |
| 576 | \$240 | 1  | DFLAGS             | Disk flags from sector 1, contains value of first byte of boot file.   |
| 577 | \$241 | 1  | DBSECT             | Number of disk boot sectors.   |
| 578 | \$242 | 2  | BOOTAD             | Address where disk boot loader will be put.  |
| 580 | \$244 | 1  | COLDST             | Coldstart flag when = 1 then powerup in progress. When = 0 then S/RESET in progress. If set = 1 during norm program execution then S/RESET will act like powerup giving some protection. |
| 581 | \$245 | 1  | SPARE              | No Operating System Function.  |
| 582 | \$246 | 1  | DSKTIM             | Disk timeout register.   |
| 583 | \$247 | 40 | LINBUF             | Character line buffer used to temporarily buffer one physical line of text when screen editor is moving screen data  |
| 626 | \$26F | 1  | GPRIOR             | Global priority shadow for PRIOR [\$D01B] controls priority of player / missile / playfield.   |
| 672 | \$270 | 8  | PADDL0 -<br>PADDL7 | Potentiometer 0 - 7 storage.   |
| 635 | \$278 | 4  | STICK0 -<br>STICK3 | Joystick 0 - 3 values.   |
| 636 | \$27C | 8  | PTRIG0 -<br>PTRIG7 | Paddle trigger 0-7.  |
| 644 | \$284 | 4  | STRIG0             | Joystick trigger 0 - 3.  |
| 648 | \$288 | 1  | CSTAT              | No Operating System Function.  |
| 649 | \$28  | 1  | WMODE              | Used by cassette handler as read / write mode flag. 0 = read; \$80 = write.  |
| 650 | \$28A | 1  | BLIM               | Cassette record data size Count of # of data bytes being read range 1-128 depends on record control byte.  |
| 651 | \$28B | 4  | SPARE              | No Operating System Function.  |
| 656 | \$290 | 1  | TXTR0W             | Text row cursor range 0-3.   |
| 657 | \$291 | 2  | TXTCOL             | Text column cursor range 0-39 used in split screen. These two variables give cursor position.  |
| 659 | \$293 | 1  | TINDEX             | Split screen text window index always = 0 when SWPFLG[78] = 0 equivalent of DINDEX.  |
| 660 | \$294 | 2  | TXTMSC             | Split screen text window version SAVMSC[58].   |
| 662 | \$296 | 6  | TXTOld             | Oldrow and old column for text and then some split screen cursor data.   |
| 668 | \$29C | 1  | TMPIX1             | ??   |
| 669 | \$29D | 1  | HOLD3              | Used by the display handler to hold scroll loop counter.   |
| 670 | \$29E | 1  | SUBTMP             | ??   |
| 671 | \$29F | 1  | HOLD2              | ??   |
| 672 | \$2A0 | 1  | DMASK              | ??   |

To be continued





## TRICKY TUTORIALS (tm)

There are many things that the ATARI computers can do either better, or easier than other small computers. The following series of programs is designed for anyone who is at least familiar with BASIC programming. What each tutorial offers is similar to an extensive magazine article with all discussion in as simple language as possible, plus you get MANY examples already typed in and running. The instruction manuals range from 10 to 50 pages, and some tutorials fill up a complete tape or disk. There is little overlap in what is taught, so anyone wanting to know all they can should buy them all (my banker thanks you). ATARI buys these from us to use in training their own people! Rave reviews have been published in ANTIC, ANALOG, CREATIVE COMPUTING, and even INFOWORLD. You trust INFOWORLD, don't you?

**TT #1: DISPLAY LISTS**—This program teaches you how to alter the program in the ATARI that controls the format of the screen. Normally, when you say "Graphics 8", the machine responds with a large Graphics 8 area at the top of the screen and a small text area at the bottom. Now, you will be able to mix various Graphics modes on the screen at the same time. The program does all of the difficult things (like counting scan lines). You will quickly be able to use the subroutines included in your own programs.

16K Tape or 24K Disk. **\$19.95**

**TT #2: HORIZONTAL/VERTICAL SCROLLING**—The information you put on the screen, either GRAPHICS or TEXT, can be moved up, down, sideways, or diagonally. We provide the basic methods and leave the rest up to your skill and imagination. Includes 18 examples to get you started, with several using a small machine language subroutine for smoothness.

16K Tape or 24K Disk. **\$19.95**

**TT #3: PAGE FLIPPING**—Now you don't have to redraw the screen every time you change the picture or text. You will learn how to have the computer draw the next screen you want to see while you are still looking at the previous screen, then flip to it instantly. You won't see it being drawn, so a complicated picture can seem to just appear. Depending on your memory size and which graphics or text modes you are using, you can instantly look at up to 50 pages. The basic method takes only 9 lines and the usefulness is infinite.

16K Tape or 24K Disk. **\$19.95**

**TT #4: BASICS OF ANIMATION**—This program shows you how to animate simple shapes (with some sound) using the PRINT and PLOT commands, and it also has a nice little PLAYER/MISSILE GRAPHICS game you can learn from. The P/M example is explained and will get you started on this complicated subject (more fully explained in TT #5). This would be an excellent way to start making your programs come alive on the screen with movement! Recommended for beginning users.

16K Tape or 24K Disk. **\$19.95**

**TT #5: PLAYER/MISSILE GRAPHICS**—Learn to write your own games and other animated applications! The tutorial begins with many small examples that complement the 50 page manual, then gradually builds up to a complete game where everything you need to know is fully explained. Also included are two machine language utilities that you can use to animate Players with from BASIC. Next we include two of the best editors currently available; one for editing playfield shapes (backgrounds); and one to edit your players, and all in glorious Technicolor!! Everything except the two editors run in 16K Tape or 32K Disk. **\$29.95**

**TT #6: SOUND AND MUSIC**—Unless you have spent many years experimenting with the four voice channels, you will learn a lot from this one! Learn to play standard notes, chords, and whole songs using some simple "tricks". One of the nicest parts are the examples of special sound effects that you can refer to whenever you need a sound for a program or to impress a friend. This program will be of interest to all ages and levels of experience!

16K Tape or 24K Disk. **\$19.95**

### SPECIAL DISCOUNT

Order the first six tutorials in a 3-ring binder for \$99.95, a \$30.00 savings!

**TT #7: DOS UTILITIES**—We at Educational Software have been shocked by some of the prices others are charging to offer you small utilities to help in the use of your Disk Drive. We now offer you all of the following plus explanation as to how each was written, and how to use them: A UNIQUE MENU PROGRAM, AN AUTORUN.SYS BUILDER, DISK INSPECTOR (LOOK AT SECTORS), DISK JACKET PRINTER, AUTOMATIC FORMATTER, RECORD SAVE AND LOAD UTILITY.

32K Disk Only. **\$29.95**

## MASTER MEMORY MAP (tm)

This book is the most valuable source of information for your ATARI you can buy. It starts out by explaining how to PEEK and POKE values into memory, so that even new computer owners can use many of these "Tricks". Then you are given 32 pages of the memory locations that are the most useful, along with hints on how to use many of the locations. Finally, it includes hints on problems you may be having with the computer and discusses the new Graphics modes 9 to 11. Even ATARI buys this book from us!

**\$6.95**

## USER SUBMITTED PROGRAMS

**MINI-DATABASE/DIALER**—stores and edits up to 8 lines of information such as names & addresses, phone numbers, messages, inventories, or anything you want. It has the usual sort, search, and print options, but it also has an unusual feature: If your file includes phone numbers and your phone company allows touch-tone phone signals, the program will DIAL THE PHONE NUMBER FOR YOU! 16K Tape or 24K Disk. **\$24.95**

**THE GRAPHICS MACHINE**—allows the ATARI to act like more expensive graphics computers using simple commands like line, box, circle, polygon, fill, and savescreen to get a high resolution picture you can save on disk in only five seconds! Many more features! 48K Disk Only. **\$19.95**

**BOB'S BUSINESS**—14 small business type programs accessed from a common menu. 16K Tape or 32K disk. **\$14.95**

## OUR NEWEST PROGRAMS

**DOG DAZE**—Two cute little doggies race for the fire hydrants, shoot their bones, and just have a lot of fun! A fast action program for all ages. 8K Tape or 16K Disk, in machine language. **\$16.95**

### \* OUR BEST GAME \*

**SPACE GAMES**—Our family is being attacked by ALIENS, and only you can save us. A comic book manual will guide you through three games that test your ability in space skills. Includes ALIENS, SURVIVE, and ROBOT ATTACK, and is for all ages. The first two games require 16K for Tape. The last game and all Disk users need 32K. **\$24.95**

**MATHS FOR FUN**—Another ENGLISH import teaching basic math skills. Very colorful and enjoyable to use. For ages 5 to 16. 16K Tape or 24K Disk. **\$19.95**

## CONTACT YOUR LOCAL DEALER or ORDER BELOW

We have other fine programs for ATARI computers.

Write for a catalog.

Send us your programs to sell too!

**MINI WORDPROCESSOR**—A simple text editor to write, save, and print several pages at a time. 32K Tape or Disk. **\$19.95**

**KID'S #1**—Includes a MATH QUIZ, a children's TREASURE HUNT, and a DIALOGUE program. 16K Tape or 24K Disk. 3 for . . . **\$14.95**

**KID'S #2**—SPELLING BEE, WORD SCRAMBLE, and TOUCH. 16K Tape or 24K Disk. 3 Educational games for . . . **\$14.95**

**PLAYER PIANO**—Turns your keyboard into a mini-piano and more. 24K Tape or 32K Disk. **\$14.95**

**GRAPHIC SYMBOL LABELS**—for your keyboard to remind you of the built-in Graphics symbols. 2 complete sets for . . . **\$2.95**

**MARATHON**—This is a unique math quiz for one or two players. You are in a race to move your runner across the screen first! There are four levels of play with five modes of operation for each. The game uses joysticks for all input, so play is easy for young children. This wonderful learning tool is imported from ENGLAND for your learning pleasure. Your kids will never even notice they are playing an EDUCATIONAL program. 16K Tape or 24K Disk. **\$19.95**

**GRADE BOOK**—This nice record keeper will maintain a file of 35 students' test scores along with comments. Up to 7 subjects are allowed. 24K Tape or 32K Disk. A printer is optional. **\$24.95**

To order COD, VISA or MasterCard call — (408) 476-4901

By mail include \$3.00 postage (USA only) or \$1.50 Memory Map only—  
California residents add 6.5% TAX.—Specify Tape or disk.




EDUCATIONAL SOFTWARE inc.

5425 JIGGER DR.  
SOQUEL, CA 95073



# ZHRCON

by Linda M. Schreiber



ZHRCON is a modification of the familiar game of HANG-MAN. This article shows you how to write it in BASIC with your ATARI computer.

The game of HANG-MAN has been written for every computer on the market today, but as an educational game it has a major flaw. It rewards the player (child) for failing to guess the word. The kids like to see the little "man" get "hung," especially when the computer enhances this outcome with a special graphics display and noises.

When developing educational games for children, we should save the positive reinforcement for correct behavior. There should not be a reward for wrong answers, especially when deliberate. ZHRCON attempts to improve on HANG-MAN by rewarding the player for guessing correctly the letters comprising the secret word generated by the computer. Each proper letter helps build an animated "creature," accompanied by special graphics and sound.

Since ZHRCON is designed for children, some as young as five or six, the letters displayed on the screen should be large and clear. Only one word needs to be displayed at any time, so Graphics Mode 2 is a good choice. Upper case letters with numbers and symbols will be better than lower case, and we will need to redefine some of the symbols into graphics characters that will build the creature.

To redefine a character set, we must decide which characters will not be needed in the program. We must also create our new characters to replace the old ones. Each letter, character, or symbol that is on the screen is made up of 8 bytes. Since each byte is 8 bits, a character occupies an  $8 \times 8$  matrix. If a bit is "on" (set to "1"), the corresponding pixel will be lit on the screen. Next, we must calculate the place in the character set where we will be putting our new characters. Figure 1 illustrates how the character set is place in ROM.

To change the character set, we must first move the character set from ROM into RAM, then replace the old char-

acters with the new ones. In this program, we will replace the character set from the quotation mark to the period. To calculate the RAM location of the first character that will be changed, we multiply its position in the character set by 8. The space, which occupies the first 8 bytes, is counted as the zeroeth position. The exclamation point is the first position, etc. The quotation marks begin with the sixteenth byte of the character set. This is where our new characters will begin. Figure 2 shows the old character set and the new character set that will replace it.

Once we have redefined our characters, we can begin our program. Our menu will offer two choices: to play the game or to end it. By moving the joystick forward and backward, we can move the arrow up or down on the screen. Press the red button on the joystick when the choice has been made.

While the player is deciding whether or not to play, our creature displays some life. The winking and blinking is obtained by changing the character that is used for the creature's eyes. The character that replaces the apostrophe is used for both eyes, the quotation mark has been replaced with the left eye, the slash is now the right eye, and the asterisk is for no eyes. If the red button has not been pressed after a given amount of time, the program will choose one of the three options and PRINT it in the location of both eyes. After another set amount of time, both eyes will appear again on the screen. This same principle is used at the end of the game when the child wins. Even though it doesn't seem like much, this kind of enhancement can make the difference between a mediocre program and a good one.


The game essentially plays like HANG-MAN. The player is rewarded with another part of the creature whenever a letter is guessed that belongs in the secret word. If the child solves the word within a certain number of tries, the creature winks and blinks, and there is a graphics and sound reward.

*continued on page 46*



Attention Software Developers :

# Get More Atari for Your Money



The tool to do professional software development with the Atari 800:

LEDS5-01 \$1150.00

- Up to four 5¼" Single/Double Density disk drives; proven Tandon reliability.
- Data access up to 7 times faster than Atari 810 ; parallel interface
- Six expansion slots allow plug-in flexibility and easy upgrade
- Compatible with Atari 810 ; reads/writes Atari disks
- No "patches" or conversions to DOS
- Custom ROM available for track read, custom sector layout, and bad sectoring


Requires Atari 800 w/16K

The tool to do fast custom disk copies with the Atari 800: LEFDC-08 \$5800.00

LEFDC-04 \$3800.00

- 4 or 8 5¼ disk drives; 1 master, the rest "slaves"
- Approximately 22 seconds per diskette
- Automatic verify

Requires Atari 800 w/32K



The tool to introduce the Atari 800 to the business market:

CP/M expansion for the LEDS5-01

Available 9/82

- 64K RAM independent of Atari RAM
- 4 mHz Z80
- Allows co-processing for special applications
- Large CP/M software base available for use

Requires Atari 800 w/16K

L.E. Systems, Inc. 8642A Spicewood Springs Rd. No. 532, Austin, Texas 78759  
(512) 258-3828

(512) 258-0869

Atari is a trademark of Atari, Inc.  
Z80 is a trademark of Zilog, Inc.



|                            |                             |                             |                           |
|----------------------------|-----------------------------|-----------------------------|---------------------------|
| 0361 ;LENGTH TO MOVE =     | 0447 ;                      | 0525 SEC MEMADJ             | 0735 BEQ LINRET           |
| 0362 ;MEMTOP -             | 0450 LDY #0                 | 0530 STA STMCUR,X           | 0740 CMP LINNER+1         |
| 0363 ;ADDRESS OF LAST LINE | 0452 LDX MOVLEN+1           | 0535 LDA STMCUR+1,X         | 0745 BEQ LOOKLO           |
| 0364 ;                     | 0454 BEQ NOPG               | 0540 SEC MEMADJ+1           | 0750 ECS LINRET           |
| 0365 SEC                   | 0456 NXT256 LDA (HIADR),Y   | 0545 STA STMCUR+1,X         | 0755 ECC BEMPLIN          |
| 0370 LDA MEMTOP            | 0458 STA (LOADR),Y          | 0550 INX                    | 0760 LOOKLO LDA (HIADR),Y |
| 0375 SEC HIADR             | 0460 INY                    | 0555 INX                    | 0765 CMP LINNER           |
| 0380 STA MOVLEN            | 0462 BNE NXT256             | 0560 DEY                    | 0770 ECS LINRET           |
| 0385 LDA MEMTOP+1          | 0464 INC HIADR+1            | 0565 BNE ADJLOP             | 0775 BEMPLIN CLC          |
| 0390 SEC HIADR+1           | 0466 INC LOADR+1            | 0566 ;                      | 0785 LDA LINLEN           |
| 0395 STA MOVLEN+1          | 0468 DEX                    | 0567 ;RETURN TO USER        | 0790 ADC HIADR            |
| 0400 ;                     | 0470 BNE NXT256             | 0568 ;                      | 0795 STA HIADR            |
| 0401 ;LENGTH OF POINTER    | 0472 NOPG CPY MOVLEN        | 0570 RTS                    | 0800 ECC SRCHLN           |
| 0402 ;ADJUSTMENT =         | 0474 BEQ ADJPNT             | 0700 ;                      | 0805 INC HIADR+1          |
| 0403 ;HIADR - LOADR        | 0476 LDA (HIADR),Y          | 0701 ;SEARCH BASIC'S        | 0810 BNE SRCHLN           |
| 0404 ;                     | 0478 STA (LOADR),Y          | 0702 ;STATEMENT TABLE FOR A | 0820 LINRET RTS           |
| 0405 SEC                   | 0480 INY                    | 0703 ;LINE NUMBER => LINNER | 0959 ;                    |
| 0410 LDA HIADR             | 0482 BNE NOPG               | 0704 ;                      | 0960 MOVLEN ,BYTE 0       |
| 0415 SEC LOADR             | 0500 ;                      | 0705 SRCHLN LDY #2          | 0961 ,BYTE 0              |
| 0420 STA MEMADJ            | 0501 ;ADJUST BASIC POINTERS | 0710 LDA (HIADR),Y          | 0965 LINNER ,BYTE 0       |
| 0425 LDA HIADR+1           | 0502 ;                      | 0715 STA LINLEN             | 0966 ,BYTE 0              |
| 0430 SEC LOADR+1           | 0505 ADJPNT LDX #0          | 0720 DEY                    | 0970 MEMADJ ,BYTE 0       |
| 0435 STA MEMADJ+1          | 0510 LDY #4                 | 0725 LDA (HIADR),Y          | 0971 ,BYTE 0              |
| 0445 ;                     | 0515 ADJLOP SEC             | 0727 DEY                    | 0975 LINLEN ,BYTE 0       |
| 0446 ;REMOVE DELETED SPACE | 0520 LDA STMCUR,X           | 0730 CMP #128               | 0999 ,END                 |

## Listing 1 — BASIC

```

10 DATA 216,104,104,141,185,6,104,141,18
4,6,165,136,133,203,165,137,133,204,32,1
36,6,165,203,133,205,165,204,133
11 DATA 206,104,141,185,6,104,24,105,1,1
41,184,6,144,3,238,185,6,32,136,6,56,165
,144,229,203,141,182,6,165,145
12 DATA 229,204,141,183,6,56,165,203,229
,205,141,186,6,165,204,229,206,141,187,6
,160,0,174,183,6,240,14,177,203
13 DATA 145,205,200,208,249,230,204,230,
206,202,208,242,204,182,6,240,7,177,203,
145,205,200,208,244,162,0,160,4
14 DATA 56,181,138,237,186,6,149,138,181
,139,237,187,6,149,139,232,232,136,208,2
36,96,160,2,177,203,141,188,6,136
15 DATA 177,203,136,201,128,240,30,205,1
85,6,240,4,176,23,144,7,177,203,205,184,
6,176,14,24,173,188,6,101,203
16 DATA 133,203,144,215,230,204,208,211,
96,0,0,0,0,0,0
17 RESTORE 10:FOR I=1536 TO 1724
18 READ A:POKE I,A:NEXT I
19 X=USR(1536,0,19)

```

Attack at EP-CYG-4<sup>®</sup>

*You have just been revived from four years of stasis. During your suspended animation, you have traveled 19.8 light years from Earth. Your burst-drive interstellar transport is now orbiting the fourth planet of Epsilon Gygnus. Twenty years have elapsed on Earth since you left. Life on Earth may already have been ended by the interplanetary bombs of the Tartillians. This brutal machine race has already destroyed the civilization of their humanoid creators and has sworn the destruction of all humanoid forms. As you and your comrades board your gravitron drive attack ships, you cling to the desperate hope that it is still not too late to save Earth. The Tartillians await below...*

...on EP-CYG-4.

\$82.95 at your local store or direct orders add \$1.50 postage and handling.

*System Requirements:* Atari\* 800/400, Joystick Controller, 24K Machine Language Diskette, 16K Machine Language Cassette.

Mastercharge

Visa

Personal Check


\*Atari is a trademark of Atari, Inc.

© Copyright 1982 **BRAM** Inc.

18729 Kenlake Place N.E.  
Seattle, Washington 98155  
(206) 644-8425



# SPACE SHUTTLE



## GAMES

### SPACE SHUTTLE™ by Paul Kindl

Join the crew of the *Space Shuttle* as they prepare to take the next step into the world of space travel. Take control of the world's first reusable spaceship, the *Space Shuttle*, and in an accurate full graphics simulation, place yourself in the cockpit. Pilot the *Space Shuttle* through take-off with booster stage separations, orbit, descent down the glide path and landing to touchdown complete with a chase plane and scrolling runway visible through the cockpit windscreen. You assume command throughout all phases of the mission aided by complete instrumentation.

Price: \$29.95 (32K Diskette)

### HAUNTED HILL™ by George Richardson

Fight bats and ghosts in the dark of a cemetery. This exciting, all machine language game has arcade quality graphics and speed. Requires Joy-stick.

Price: \$29.95 (16K Diskette/\$24.95 16K Cassette)

### TRIVIA TREK™ by Jerry White

A multiple game of trivia for one or two players. Comes complete with 500 trivia questions in fifty categories and over two thousand multiple choice answers. A program for creating your own trivia questions and answers is also included. Play it for fun, test your knowledge or entertain friends. Fun for the whole family and great at parties. Joystick optional.

Price: \$29.95 (32K Diskette)

### FUN 'N' GAMES™ by Jerry White

*Wordgames*, *Possible* and *Leapfrog* giving you hours of fun, challenge and entertainment. *Wordgames*, two games in one, contains *Guessit* - a deductive alphabetic reasoning game for one or two players and *Wordjumble* - a multiple word descrambling puzzle with play-on-word hints and mystery answers. Instructions show how you can substitute your own words. Use *Possible* to help descramble word jumble puzzles or to create your own. All letter/number combinations or permutations of input are printed to screen or optional printer. *Leapfrog* is a Chinese-Checker type jumping game in which you try to position two sets of animated jumping frogs in a minimum number of moves. Disk version of *Guessit* works with a Vo-trax Type 'N' Talk. A real crowd pleaser. Joystick optional.

Price: \$17.95 (16K Cassette/\$19.95 24K Diskette)

## DATABASE MANAGEMENT

### FILE-IT C™ by Jerry White

A cassette only start-up database management system, designed to work in a 16K computer, that files and manages personal information and data. This friendly, menu driven package creates, sorts, stores and manipulates information. *File-It C* easily configures and handles data such as appointment calendars, address or telephone records, credit and charge card records, stock investments, medical and prescription information, hobby, coupon and other types of collection inventories. Because of its flexibility, *File-It C* is limited only by the user's imagination and creativity. Supports optional Atari 825 or Epson MX-80 printers. Prints one or two across mailing labels and neat copies of all *File-It C* data files. Fast and easy to use, *File-It C* holds over 300 records in 40K.

Price: \$19.95 (16K Cassette)

### FILE-IT 2™ by Jerry White

A deluxe package which contains all of the features and programs in *File-It C* plus five additional especially designed file handling and financial management programs. Six user defined fields are created with up to 5 subfields beneath each main field. The *Financial Entry* and *Financial Report* programs create a powerful personal financial management system recording transaction dates, expense and income entries. Three additional user designated fields give bottom line accounting capability. Two additional *File-It* programs provide random access updating and user controlled record selection. Full field and sub-field sorting is available. Data files are stored on separate data disks permitting large scale data management. Subfiles may be created, merged and sorted by any field. A *Bar Graph* program generates a screen display of financial data including values and percentages in bar graph form which may optionally be printed. Supports up to four disk drives as well as the 128K Axlon Ram-disk. Extensive documentation, attractively bound, provides clear user instructions along with a tutorial on computer filing. The "Alternative" to more costly data-base management systems. 80 column printer is optional.

Price: \$49.95 (24K Diskette)  
plus \$3.50 for shipping and handling

### FAMILY FINANCIER™ by Paul Thompson

*Family Financier*, a menu driven cassette based personal finance package, provides a fast and easy means to balance checkbooks, record checks and generate account statements and monthly totals keyed to budget items and/or payees. Stores all data on cassette. Printer optional.

Price: \$24.95 (16K Cassette)

## DISK MAINTENANCE

### SWIFTY TACH-MASTER™ by Tony Dobie

An accurate (disk speed diagnostic) utility program designed specifically for ATARI 810 Disk Drives. Provides easy-to-read visual indication of the speed of any drive connected to your system. Using machine language, *Tach-Master* displays five RPM readings per second with a working tachometer accurate to 1/4 RPM. Allows adjustment of your drive(s) to factory specs easily without special equipment. Comes complete with easy to follow user's manual.

Price: \$24.95 (16K Cassette/\$29.95 16K Diskette)

### DISKETTE INVENTORY SYSTEM™ by Jerry White

Use this system to gain control of your expanding disk/program inventory. Quickly get locations of single or multiple copies of your programs and all your valuable files. An invaluable tool, this system is easy and convenient to use and to update. Printer optional.

Price: \$24.95 (24K Diskette)

## ACCESSORIES

### DISK SENTRY™

An intelligent digital accessory for your Atari 810 Disk Drive, lets you selectively write data to both sides of single sided and write protected disks. *Disk Sentry* cannot harm your drive disks. Installs and removes easily; no soldering required. *Disk Sentry's* Led signals system status, preventing accidental erasure of data. *Disk Sentry* is a convenient push button write-protect override which can pay for itself with your first box of disks.

Price: \$39.95 each

### VINYL DUST COVERS

Custom sewn upholstery grade vinyl dust covers for Atari 800 and 400 computers and the 810 and 825 peripherals. Protecting your equipment when not in use, these crisp black covers go well with any decor. Specify model(s) when ordering.

Price: \$10.95 each

## TUTORIAL

### JERRY WHITE'S MUSIC LESSONS™ INCLUDING Player Piano and Singalong

This two sided diskette or 2 cassette music and sound tutorial by Jerry White contains 13 separate programs. It is designed to provide demonstrations, in *Atari Basic*, of the Atari Home Computer system's sound capabilities both for music and sound effects. *Music Lessons* comes with extensive, bound documentation complete with program listings. *Player Piano* turns your computer into a twenty note mini-piano that includes a full, graphically accurate, screen display of the piano keyboard. The *Singalong* programs teach and play songs in four part harmony while displaying lyrics on the screen.

Price: \$29.95 (16K Cassette/\$29.95 32K Diskette)

## TELECOMMUNICATIONS

### DATALINK™ by Tony Dobie

Top rated national magazine reviews, purchased by NASA, this ultra-sophisticated menu driven multiploption smart terminal Communications package is a *must* for all modem users. Features full performance uploading and downloading in full-duplex or simplex modes and supports ASCII and ATASCII transmission. Automatically off-loads line data to your disk drive upon completion of a transmission with options available to screen and/or printer dump the same data. May be used as a remote terminal compatible with all the commercial services and bulletin boards such as the *Source* and *CompuServe*, etc. Saves significant connect time charges when using commercial services. Requires Atari 850 Interface or equivalent and Atari 830 Modem or any other 300 Baud modem. Printer optional.

Price: \$39.95 (24K Diskette)

## ALSO AVAILABLE

### PROGRAMMING AIDS PACKAGE™ SWIFTY UTILITIES™

### MAILIST™ by Leo Cerruti

— AVAILABLE AT SELECT COMPUTER STORES —

(518) 548-9141

Call to Place Your Order

N.Y. Residents add 7 1/4 % sales tax

SEND \$1.00 FOR CATALOG  
(refunded on your first order)

SWIFTY SOFTWARE, INC.

64 BROAD HOLLOW ROAD  
MELVILLE, New York 11747

DEALER INQUIRES INVITED



© 1981, 1982 SWIFTY SOFTWARE, INC.  
ATARI® is a registered trademark of  
Atari Inc., a Warner Communications Co.



FIGURE 1

## ZAHRCO listing

```

10 REM ZAHRCO
20 REM BY L.M. SCHREIBER FOR ANTIC
30 REM MAY 1982
40 DIM WORD$(10),YWORD$(10),A(26)
50 GRAPHICS 18:REM GRAPHICS 2 WITH NO TEX
T WINDOW
60 TOP=PEEK(106):REM FIND OUT HOW MUCH ME
MORY IS AVAILABLE
70 CHBASE=TOP-4:REM PLACE CHARACTER SET 1
024 BYTES BELOW TOP OF MEMORY
80 OLDCH=57344:NWCH=CHBASE*256:REM STARTI
NG BYTES OF OLD CHARACTER SET AND NEW CHA
RACTER SET
90 FOR X=0 TO 511:REM MOVE THE NUMBERS, S
YMBOLS AND UPPER CASE LETTERS
100 C=PEEK(OLDCH+X):REM GET A BYTE OF THE
CHARACTER SET FROM ROM
110 POKE NWCH+X,C:REM RELOCATE IT IN RAM
120 NEXT X
130 NWCH=NWCH+16:REM DO NOT REPLACE THE S
PACE OR THE EXCLAMATION POINT
140 FOR X=NWCH TO NWCH+111:REM BYTES IN T
HE CHARACTER SET TO BE REPLCED
150 READ C:REM READ THE NEW BYTE FROM THE
DATA BASE
160 POKE X,C:REM REPLACE THE OLD BYTE WIT
H THE NEW ONE
170 NEXT X
180 DATA 255,255,255,255,255,255,63,63
181 DATA 129,66,66,36,36,36,24,24
182 DATA 128,224,120,62,31,31,15,15
183 DATA 15,31,63,127,255,0,0,0
184 DATA 63,63,127,127,255,255,255,255
185 DATA 255,255,255,255,255,255,60,60
186 DATA 252,252,254,254,255,255,255,255
187 DATA 255,255,255,255,127,127,63,63
188 DATA 255,255,255,255,255,255,255,255
189 DATA 255,255,255,255,254,254,252,252
190 DATA 255,126,60,24,24,60,126,255
191 DATA 1,7,30,124,248,248,240,240
192 DATA 240,248,252,254,255,0,0,0
193 DATA 255,255,255,255,255,255,252,252
200 POKE 756,CHBASE:REM CHANGE TO THE NEW
CHARACTER SET
210 POKE 77,0:?" #6;"":POSITION 4,3:?" #6;
"#"
220 POSITION 2,4:?" #6;"%&'(- PLAY"
230 POSITION 2,5:?" #6;"%)*+."
240 POSITION 4,6:?" #6;"", "
250 POSITION 3,7:?" #6;"%*( "
260 POSITION 2,8:?" #6;"% , ( end"
270 POSITION 2,9:?" #6;"", * , "
280 POSITION 6,1:?" #6;"ZAHRCO":P=4:P1=4:
C=0:GOSUB 990
290 POSITION 10,P:?" #6;" ":POSITION 10,P1
:?" #6;">":REM ERASE THE LAST ARROW AND PO
SITION THE NEW ONE
300 C=C+1:IF C<75 THEN S=39:GOTO 330
310 IF C=75 THEN S=42:X=INT(RND(0)*3):IF
X=1 THEN S=34

```

continued on next page

| CHARACTER | DECIMAL CODE | POSITION IN CHARACTER SET |
|-----------|--------------|---------------------------|
| [SPACE]   | 20           | 0                         |
| !         | 21           | 1                         |
| "         | 22           | 2                         |
| #         | 23           | 3                         |
| \$        | 24           | 4                         |
| %         | 25           | 5                         |
| .         | .            | .                         |
| [ctrl] A  | 1            | 64                        |
| [ctrl] B  | 2            | 65                        |
| [ctrl] C  | 3            | 66                        |
| .         | .            | .                         |
| .         | .            | .                         |
| .         | .            | .                         |
| a         | 97           | 97                        |
| b         | 98           | 98                        |
| c         | 99           | 99                        |

The placement of the characters in the character set do not follow their decimal or ATASCII codes.

FIGURE 2

| OLD CHARACTER | NEW CHARACTER         |
|---------------|-----------------------|
| "             | left eye              |
| #             | antennae              |
| \$            | left top ear          |
| %             | left bottom ear       |
| &             | left top head         |
| ,             | both eyes             |
| (             | right top head        |
| )             | left bottom head      |
| *             | no eyes               |
| +             | right bottom head     |
| ,             | neck also part of leg |
| -             | right top ear         |
| .             | right bottom ear      |
| /             | right eye             |

The character set on the left will be replaced with the character on the right.

---

Variable checksum = 438736

| Line | num | range | Code | Length |
|------|-----|-------|------|--------|
| 10   | -   | 110   | RO   | 524    |
| 120  | -   | 185   | JB   | 435    |
| 186  | -   | 230   | ZQ   | 486    |
| 240  | -   | 320   | SQ   | 510    |
| 330  | -   | 400   | UF   | 561    |
| 410  | -   | 490   | UQ   | 556    |
| 500  | -   | 560   | ZF   | 508    |
| 570  | -   | 660   | XL   | 527    |
| 670  | -   | 740   | FD   | 506    |
| 750  | -   | 820   | GM   | 572    |
| 830  | -   | 910   | MJ   | 571    |
| 920  | -   | 1003  | BU   | 306    |
| 1004 | -   | 1014  | DM   | 150    |



```

320 IF X=2 THEN S=47
330 POSITION 4,4: ? #6;CHR$(S):IF C>100 TH
EN C=0
340 IF STRIG(0)=0 THEN 390:REM CHOICE HAS
BEEN MADE
350 IF STICK(0)=15 THEN 300:REM CHECK FOR
MOVEMENT ON JOYSTICK
360 POKE 77,0:IF STICK(0)=14 THEN F=P1:P1
=P1-4:IF P1<4 THEN P1=4:REM CHECK FOR TOP
OF MENU
370 IF STICK(0)=13 THEN F=P1:P1=P1+4:IF P
1>8 THEN P1=8:REM CHECK FOR BOTTOM OF MEN
U
380 GOSUB 990:GOTO 290
390 POKE 77,0:IF P1=8 THEN FE=FRE(S):END

400 ? #6;"":FOR X=2 TO 10:POSITION 1,X: ?
#6;CHR$(63+X):NEXT X:REM PRINT LETTERS O
N THE RIGHT
410 FOR X=2 TO 10:POSITION 2,X: ? #6;CHR$(
72+X):NEXT X
420 FOR X=2 TO 9:POSITION 3,X: ? #6;CHR$(8
1+X):NEXT X
430 X=INT(RND(0)*15):RESTORE 1000+X
440 READ WORD$
450 L=LEN(WORD$):P=10-L/2:REM POSITION TO
CENTER THE QUESTION MARKS
460 FOR X=P TO P+L-1:POSITION X,11: ? #6;"
":NEXT X:REM QUESTION MARKS FOR THE LETT
ERS
470 FOR X=1 TO 26:A(X)=0:NEXT X:YWORD$(1)
="":YWORD$(10)="":YWORD$(2)=YWORD$:X=1:
P1=2:LT1=0:LT2=0
480 LT=0

```

```

490 S=(X-1)*9+95+P1:POSITION X,P1: ? #6;CH
R$(S):GOSUB 990
500 IF STICK(0)=14 THEN POSITION X,P1: ? #
6;CHR$(S-32+A(S-96)):P1=P1-1:IF P1=1 THEN
P1=10:X=X-1
510 IF X=0 THEN X=3:P1=9
520 IF STICK(0)=13 THEN POSITION X,P1: ? #
6;CHR$(S-32+A(S-96)):P1=P1+1:IF P1=11 THE
N P1=2:X=X+1:IF X=4 THEN X=1
530 IF P1=10 AND X=3 THEN P1=2:X=1
535 IF STICK(0)=13 OR STICK(0)=14 THEN PO
KE 77,0
540 IF STRIG(0)=0 THEN 560
550 GOTO 490
560 POKE 77,0:IF A(S-96)=128 THEN 480
570 A(S-96)=128:REM KEEP LETTER BLUE ON
SCREEN
580 S=S-32:REM GET TRUE CHARACTER VALUE
590 FOR C=1 TO LEN(WORD$):IF ASC(WORD$(C,
C))=S THEN POSITION P+C-1,11: ? #6;CHR$(S)
:YWORD$(C,C)=CHR$(S):LT=1
600 NEXT C
610 IF LT=1 THEN 630
620 GOTO 740
630 SN=50:LT1=LT1+1:GOTO 630+LT1*10
640 POSITION 5,7: ? #6;"&":POSITION 5,8: ?
#6;"":GOTO 880
650 POSITION 7,7: ? #6;"":POSITION 7,8: ?
#6;"":GOTO 880
660 POSITION 9,7: ? #6;"(":POSITION 9,8: ?
#6;"":GOTO 880
670 POSITION 6,6: ? #6;"&(":GOTO 880

```

*continued on next page*

## BUFFER/EPSON PRINTERS

*Reviewed by Ken Harms*

As you have probably noticed the ATARI can put letters on the screen faster than any printer can print them. To compensate for this speed discrepancy most printers have a small amount of "on-board" memory which acts to buffer the incoming data. The buffer fills when the ATARI issues a print command. The fill occurs at relatively high speed. The ATARI then must wait while the printer empties the buffer as it prints at a relative snails pace. This fast fill, long wait cycle repeats until the current print job is completed. It is very wasteful of your time.

If the buffer were larger the print/wait cycle would be much shorter. Practical Peripherals now sells a buffer for all Epsoms which holds over 16,000 characters. This board, the MBP-16K, fits inside the Epson and connects to the ATARI 850 Interface, if you own an Epson, you can add this powerful accessory for \$159.000.

I called the Practical Peripherals folks

and ordered one. Good service; it arrived in a few days — always a good sign. Even I had no trouble following the simple instructions: open the Epson, remove taped-in plastic door, plug in board (needed a number 0 Phillips screwdriver), close Epson, plug in printer cable. In less than five minutes, I was buffering!

What productivity! My Visicalc sheet with 50 rows of 17 columns each 12 spaces wide is in the printer in less than 10 seconds!. Of course, the printer churns away for another three minutes but I've gone on to save that sheet, call in another and start modifying it. I don't feel bad running a draft of this article in Letter Perfect — it takes only 8 seconds.

After connecting the Macrotronic graphics interface, I dump a full graphic screen to the buffer in 31 seconds. By my calculations, the ATARI drives the buffered Epson at a rate of 750 to 800

characters per second, about 10 times as fast as the printer without a buffer.

The buffer holds about four pages at a time. The Practical Peripheral buffer handles larger jobs by accepting the first 16,000 characters in one stream and a new line every time a line is printed. While this is happening, of course, the ATARI slows down to printer speed.

I also installed the board in an MX-100 with the new Graftrax Plus; it worked perfectly.

After extensive testing (the publisher owes me a new ribbon!), I found that the Practical Peripherals MBP-16K operated perfectly, with no hassle, on all tested software. After many contacts to verify the results of my testing, I found the staff to be knowledgeable and helpful. If you have an Epson, I recommend the MBP-16K. When you order, be sure to tell them it's for an ATARI and that you want "Revision 2.11" or later.

Practical Peripherals, Inc.  
31245 La Baya Drive  
Westlake Village, CA 91362  
\$159



```

680 POSITION 7,5: ? #6;"":GOTO 880
690 POSITION 6,4: ? #6;"")*+":POSITION 6,3:
? #6;"&*(":GOTO 880
700 POSITION 5,3: ? #6;"$:POSITION 5,4: ?
#6;"%":GOTO 880
710 POSITION 9,3: ? #6;"-":POSITION 9,4: ?
#6;".":GOTO 880
720 POSITION 7,3: ? #6;"':GOTO 880
730 POSITION 7,2: ? #6;"#:POSITION X,P1: ?
#6;CHR$(S+128):GOTO 880
740 SN=90:LT2=LT2+1:GOTO 740+LT2*10
750 POSITION 14,7: ? #6;"&":POSITION 14,8:
? #6;".":GOTO 880
760 POSITION 16,7: ? #6;"":POSITION 16,8:
? #6;"*":GOTO 880
770 POSITION 18,7: ? #6;"(":POSITION 18,8:
? #6;".":GOTO 880
780 POSITION 15,6: ? #6;"&*(":GOTO 880
790 POSITION 16,5: ? #6;"":GOTO 880
800 POSITION 15,4: ? #6;"")*+":POSITION 15,
3: ? #6;"&*(":GOTO 880
810 POSITION 14,3: ? #6;"$:POSITION 14,4:
? #6;"%":GOTO 880
820 POSITION 18,3: ? #6;"-":POSITION 18,4:
? #6;".":GOTO 880
830 POSITION 16,3: ? #6;"':GOTO 880
840 POSITION 16,2: ? #6;"#:POSITION X,P1:
? #6;CHR$(S+128)
850 POSITION P,11: ? #6;WORD$:SOUND 0,200,
10,10:GOSUB 990:SOUND 0,0,0,0
860 IF STRIG(0)=0 THEN GOSUB 990:POSITION
0,0:GOTO 210
870 GOTO 860
880 FOR SS=16 TO 0 STEP -2:SOUND 0,SN,10,

```

```



SS:NEXT SS
890 IF YWORD$(1,L)<>WORD$ THEN 480
900 IF LT1<10 THEN 630:REM FINISH BODY
910 POSITION 6,1: ? #6;"":GOSUB 99
0:POSITION 6,1: ? #6;"HURRAY!!":X=INT(RND(
1)*3)+1:ON X GOTO 920,930,940
920 S=42:GOTO 950
930 S=47:GOTO 950
940 S=34
950 IF STRIG(0)=0 THEN GOSUB 990:GOTO 210

960 POSITION 7,3: ? #6;CHR$(S):REM PRINT A
N EYE
970 GOSUB 990
980 POSITION 7,3: ? #6;"':GOSUB 990:GOTO
910
990 FOR TIME=1 TO 50:NEXT TIME:RETURN
1000 DATA COULD
1001 DATA COUPLE
1002 DATA KENNEL
1003 DATA KINDS
1004 DATA CROCODILE
1005 DATA FRECKLES
1006 DATA BACKWARDS
1007 DATA PACKAGE
1008 DATA NICKEL
1009 DATA MECHANIC
1010 DATA LEPRECHAUN
1011 DATA ORCHESTRA
1012 DATA SKUNK
1013 DATA TRAGIC
1014 DATA ANTIQUE

```

Copies All  
Atari 400/800  
Cartridges  
to Disk

## CARTRIDGE BACKUP with



\$99<sup>95</sup>

BETTER  
SAFE



Fully Automatic  
One Disk Holds  
10 Cartridges

**PROTRONICS**

17537 Chatsworth St.  
Granada Hills, CA 91344  
(213) 362-8156

THAN  
SORRY!



Atari's 400/800 and Atari are trademarks of Atari, Inc.



```

640 REM READ JOYSTICK AND SET PLAYER
650 REM PARAMETERS APPROPRIATELY.
660 ST=STICK(0)
670 IF ST=15 THEN 590
680 IF ST=6 OR ST=10 OR ST=14 THEN YSPIDER=YSPIDER-1:YLINE=YLINE-2
690 IF ST>4 AND ST<8 THEN XSPIDER=XSPIDER+2:XLINE=XLINE+1
700 IF ST=5 OR ST=13 OR ST=9 THEN YSPIDER=YSPIDER+1:YLINE=YLINE+2
710 IF ST>8 AND ST<12 THEN XSPIDER=XSPIDER-2:XLINE=XLINE-1
720 REM VERTICAL MOTION OF PLAYER
730 SPIDER$(YSPIDER,YSPIDER+7)=SSPIDER$
740 SPIDER$(YSPIDER-8,YSPIDER-1)=ERASE$
750 SPIDER$(YSPIDER+8,YSPIDER+15)=ERASE$
760 REM CHECK FOR CURSOR OUT OF RANGE
770 IF XSPIDER<41 THEN XSPIDER=41:XLINE=XLINE+1
780 IF XSPIDER>199 THEN XSPIDER=199:XLINE=XLINE-1
790 IF YSPIDER<14 THEN YSPIDER=14:YLINE=YLINE+2
800 IF YSPIDER>109 THEN YSPIDER=109:YLINE=YLINE-2
810 REM HORIZONTAL MOTION OF PLAYER
820 POKE 53248,XSPIDER
830 REM DRAW SPIDER TRAIL
840 DRAWTO XLINE,YLINE
850 GOTO 590
860 REM ROUTINE TO DRAW FRAME. THIS
870 REM SHOWS LIMITS OF SCREEN.
880 COLOR 1
890 PLOT 0,0:DRAWTO 79,0:DRAWTO 79,191:DRAWTO 0,191:DRAWTO 0,0:RETURN

```

If you don't have a GTIA chip, you can still play. Just make the following changes to the listing.

```

130 GRAPHICS 7+16
530 C=0:XLINE=79:YLINE=35
540 SETCOLOR 4,0,0:POKE 704,8
542 SETCOLOR 0,3,8:SETCOLOR 1,6,8
544 SETCOLOR 2,9,8
610 IF C>3 THEN C=0
620 COLOR C:POKE 704,C*48+8
680 IF ST=6 OR ST=10 OR ST=14 THEN YSPIDER=YSPIDER-1:
YLINE=YLINE-1
690 IF ST>4 AND ST<8 THEN XSPIDER=XSPIDER+1:XLINE=
XLINE+1
700 IF ST=5 OR ST=13 OR ST=9 THEN YSPIDER=YSPIDER+1:
YLINE=YLINE+1
710 IF ST>8 AND ST<12 THEN XSPIDER=XSPIDER-1:XLINE=
XLINE-1
790 IF YSPIDER<14 THEN YSPIDER=14:YLINE=YLINE+1
800 IF YSPIDER>109 THEN YSPIDER=109:YLINE=YLINE-1
890 PLOT 0,0:DRAWTO 0,95:DRAWTO 159,95:DRAWTO 159,0:
DRAWTO 0,0:RETURN

```

***Put any machine language file on a boot cassette, impossible you say?  
not any more!***

**introducing  
NUDMEHI SOFTWARE'S  
BOOT CASSETTE MAKER  
for the ATARI® 400/800 computers**

- **BOOT CASSETTE MAKER** places ANY dos binary loadable machine language program on a boot cassette.
- **BOOT CASSETTE MAKER** converts even MULTIPLE machine language files to boot file format and then places them on a boot cassette.
- **BOOT CASSETTE MAKER** creates a boot cassette on which all run and initialization jumps are executed.
- **BOOT CASSETTE MAKER** is user oriented, fully documented and written in machine language.

**\$29.95\***

(POSTAGE INCLUDED)

To order, send check or money order along with your name and address to:

**NUDMEHI SOFTWARE**  
495 OLD YORK ROAD, SUITE 425  
JENKINTOWN, PENNSYLVANIA 19046  
(215) 635-2722



Our order lines are open 24 hours a day.  
MasterCard and Visa Gladly Accepted.

\* Pennsylvania Residents Please Add 6% Sales Tax  
ATARI® is a trademark of ATARI INC.

**Dealer Inquiries Invited**



# CROSS FIRE



They have landed and are taking over the city. Steadily they are making their way across the city, destroying everything in their paths. The town has been evacuated and your regiment has retreated leaving you, alone in the city, at the mercy of the aliens.

The aliens have you surrounded, and laser shots fly from all directions. Your movements are confined but you haven't given up. If you're going to live, you'll have to concentrate on where the shots are coming from and where you're going because if you don't, you'll get caught in the **CROSS FIRE**.

**CROSS FIRE** is a unique new game by JAY SULLIVAN featuring HI-RES graphics and sound, smooth quick animation, and some of the best arcade challenge available anywhere. **CROSS FIRE** runs on any 48K APPLE II/II PLUS DOS 3.2 or 3.3 and is available now for \$29.95 on disk from your local computer store or you may order directly from.....

Now available  
for Atari . . .

**Q-N-LINE** systems

. . . On disk  
or cassette

36575 Mudge Ranch Road - Coarsegold, CA 93614 - 209-683-6858

ADD \$1.00 FOR DIRECT ORDERS

VISA, MASTER CHARGE, C.O.D. or CHECKS ACCEPTED



## THRESHOLD

On-Line Systems  
36575 Mudge Ranch Road  
Coarsegold, CA 93614  
40K disk (no cassette); ?

*Reviewed by Beth Kaplan*

If you're looking for a challenging "shoot-'em-up" space game, try Threshold. The excellent graphics and animation combine for an exciting, yet frustrating time.

Your ship, the Threshold, has the job of defending the trade routes from wave and after of enemy ships. The action is smooth and fast, and the shapes and colors are imaginative and very well executed.

There are 24 different types of enemy spacecraft to be eliminated, each with a unique attack pattern. Some are "kamikazie" pilots that dive down suddenly and destroy your gun! Other ships will disappear off the play field only to reappear someplace else, sometimes right on top of the Threshold. The enemy has six groups of four different ships. So far, I've only been able to reach the fourth group.

If you survived four waves of assailants, a reward of fuel is offered. Fighting stops, the Threshold is automatically moved to the center of the screen, and a mother ship docks. Lasers are cooled and fuel is refilled.

Your mission is completed with the destruction of the last group of aliens. The last group has special characteristics, which the authors refuse to reveal. Their only comment is that when players get there, they'll know!

Four levels of play are available; fast or slow speed, with or without a star

background. The stars make the game more difficult because some stars are the same color as the alien bombs. The player gets five ships per game. A bonus ship is awarded at 50,000 points, and another for every 100,000 points after that.

The screen display is relatively simple. On the left is the play field. On the right side are two columns. One column measures fuel consumption. If you run out of fuel, the game is over. The other column indicates the temperature of the laser weapon. When it overheats, the player cannot shoot until it cools sufficiently.

Threshold features two types of defense, lasers and the hyper-warp drive. By pulling back on the joystick, enemy movement and firing rate is slowed, while the Threshold retains its normal powers.

Threshold is one of the better arcade games available for the ATARI. Care has been taken to provide an entertaining and well-developed program. Threshold is the type of game about which you say, "Just one more game and then I'll shut it off", but never do. It's that addicting!

## WORDRACE

Don't Ask Computer Software  
2265 Westwood Blvd. B-150  
Los Angeles, CA 90064  
\$00.00 from dealer or  
direct from publisher

*Reviewed by Ron Mitchel*

The wordsmiths at Don't Ask have divided a dictionary of 2000 words into a word game of three levels. The Beginner's level contains words that should be moderately difficult for grade school age. The Regular level has words that are

seldom used and should be known by high school students. The Challenge level would be difficult for even the most devoted crossword puzzle fan.

As many as four players can compete in each game. Each player has a menu of six definitions of a given word. A "clock" starts counting backwards from 600 points as soon as the word appears on the television screen. If the word is defined correctly, the number of points on the "clock" is added to the player's score. If the word is incorrectly defined, then the points are subtracted from the score and the player continues until the word is defined or the clock runs out.

WORDRACE, according to Don't Ask, will increase the players' vocabulary skills. I must agree. Without WORDRACE I never would have learned the meaning of rimrose or pottle. I also found myself checking the dictionary quite often to see if their definition was correct. Except for one word, my dictionary always agreed with theirs.

Don't Ask Software are the folks that created Abuse, the tricky little program that allows you and your ATARI Home Computer to trade insults. WORDRACE is up to the standards that Don't Ask set with Abuse. The graphics could have been better done perhaps, but then this *is* a word game.

When my daughters, ages 11 and 12, tried WORDRACE they were frustrated searching for the correct keyboard keys to press to define each word. Perhaps a choice of six definitions is too many for younger players.

Don't Ask plans a series of diskettes, including an additional dictionary of words and a "Famous Names". All will use WORDRACE as the "boot up" program.



Listing 1 — TYPO for Atari BASIC

Variable checksum = 50796

Result of using TYPO to check itself

| Line num range | Code | Length |
|----------------|------|--------|
| 32000 - 32200  | QD   | 518    |
| 32220 - 32290  | WQ   | 310    |

(MUST have changed 32000 to 32500 in lines 32180 and 32200 first!)

```

32000 REM Type Your Program Once -- "TYPO"
32100 CLR :DIM QS(20):QF=7:CLOSE #QF:? "File for output ";
32110 INPUT QS:OPEN #QF,12,0,QS:QREM=0
32130 QCNT=1:FOR QADDR=PEEK(130)+256*PEEK(131) TO PEEK(132)+256*PEEK(133)-1
32140 QSUM=QSUM+PEEK(QADDR)*QCNT:QCNT=QCNT+1:NEXT QADDR
32150 ? #QF;"Variable checksum = ";QSUM:? #QF
32160 QADDR=PEEK(136)+256*PEEK(137):? #QF;"   Line num range   Code   Length"
32170 QLINE=PEEK(QADDR)+256*PEEK(QADDR+1)
32180 IF QLINE>=32000 THEN END
32190 QLEN=0:QSUM=QLEN:QCNT=QLEN:? #QF;"   ";QLINE,"- ";
32200 IF NOT (QCNT<12 AND QLEN<500 AND QLINE<32000) THEN 32270
32220 QLEN=QLEN+PEEK(QADDR+2):QCNT=QCNT+1
32230 IF PEEK(QADDR+4)=0 AND QREM THEN QADDR=QADDR+PEEK(QADDR+2):GOTO 32260
32240 FOR QADDR=QADDR TO QADDR+PEEK(QADDR+2)-1
32250 QSUM=QSUM+PEEK(QADDR):NEXT QADDR
32260 QS=STR$(QLINE):QLINE=PEEK(QADDR)+256*PEEK(QADDR+1):GOTO 32200
32270 QSUM=QSUM-676*INT(QSUM/676):QCNT=INT(QSUM/26)
32280 ? #QF;QS,CHR$(65+QCNT);CHR$(65+QSUM-26*QCNT);"   ";QLEN
32290 GOTO 32180

```

Listing 2 — TYPO+ for BASIC A+

Variable checksum = 50796

Result of using TYPO+ to check itself

| Line num range | Code | Length |
|----------------|------|--------|
| 32000 - 32220  | PH   | 478    |
| 32230 - 32300  | JG   | 243    |

(MUST have changed 32000 to 32500 in lines 32180 and 32200 first!)

```

32000 REM TYPE YOUR PROGRAM ONCE FOR BASIC A+ -- "TYPO+"
32100 CLR :DIM QS(20):QF=7:CLOSE #QF
32110 INPUT "File for output ? ",QS:OPEN #QF,12,0,QS:QREM=0
32130 QCNT=1:FOR QADDR=DPEEK(130) TO DPEEK(132)-1:QSUM=QSUM+PEEK(QADDR)*QCNT
32140   QCNT=QCNT+1:NEXT QADDR
32150 ? #QF;" Variable checksum = ";QSUM:? #QF
32160 QADDR=DPEEK(136):? #QF;" Line num range   Code   Length"
32170 QLINE=DPEEK(QADDR)
32180 WHILE QLINE<32000
32190   QLEN=0:QSUM=QLEN:QCNT=QLEN:? #QF; USING "#####" /- ",QLINE;
32200   WHILE QCNT<12 AND QLEN<500 AND QLINE<32000
32220     QLEN=QLEN+PEEK(QADDR+2):QCNT=QCNT+1
32230     IF QREM AND NOT PEEK(QADDR+4):QADDR=QADDR+PEEK(QADDR+2)
32235     ELSE
32240       FOR QADDR=QADDR TO QADDR+PEEK(QADDR+2)-1
32250         QSUM=QSUM+PEEK(QADDR):NEXT QADDR
32255       ENDIF
32260     QS=STR$(QLINE):QLINE=DPEEK(QADDR)
32265     ENDFILE
32270   QSUM=QSUM-676*INT(QSUM/676):QCNT=INT(QSUM/26)
32280   ? #QF;QS,CHR$(65+QCNT);CHR$(65+QSUM-26*QCNT);"   ";QLEN
32290   ENDWHILE
32300 END

```





## ATARI DISK COPIER SYSTEM

ATARI disks may be protected by data scrambling or by 'bad sectoring'. Superclone allows you to back up just about ANY diskette. Includes SCAN ANALYSIS, FORMATTING/BAD SECTORING, and COPYING. (Pirates take note: Superclone limits backups to only two copies. . . sorry!!) Requires 32K.

Available at your computer store or direct from FRONTRUNNER. Include \$2.00 Shipping for each system. DEALER INQUIRES ENCOURAGED

## ATARI SOFTWARE EXCHANGE

We are gathering public domain Software to be exchanged among users. Programs are distributed for only a trivial handling charge. Categories include: games, education, home, business, utilities, special languages, etc. Handling charges waived for program contributors. Please send programs on tape or disk only. For latest listing send \$1.00 and SASE.

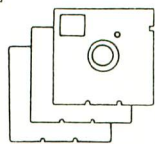


100 W. Grove, Suite #135  
Reno, Nevada 89509  
(702) 825-4300

For fast delivery, send certified or cashiers checks, or money orders. Personal checks allow 2 to 3 weeks to clear. M/C and VISA accepted. Be sure to include Shipping. (Nevada Residents add tax)

ATARI is a Trademark of ATARI, Inc.

The First and Only System to  
Copy Diskettes Protected  
By Bad Sectoring



INTRODUCTORY PRICE

**\$49.95**

## GTIA CHIP UPGRADE

Installed in your 400/800

**\$39.95**

Include \$10.00 Shipping

GTIA widens the gap between the ATARI and other home computers. GTIA adds three additional graphics display modes. The GTIA is totally supported by the OS, and all commands and utilities can be used.

## PRETZELLAND<sup>TM</sup> SOFTWARE PRESENTS:



## AFFORDABLE ATARI<sup>(R)</sup> SOFTWARE


### ANDROID ATTACK

<sup>TM</sup> The nuclear reactor in our Top-Secret installation has malfunctioned and is in danger of melting down! You've been chosen to go in and manually release the cooling water. Now only one problem remains- there isn't time to deactivate the Security Androids guarding the unmanned installation, so you'll have to fight your way in, release the water, then escape before the entire underground laboratory fills with water! If you survive this mission, we've got another for you, only this time there are more levels to get through and the Androids are meaner!



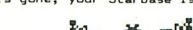
### AAAAARRGGG

<sup>TM</sup> The fabric of space has been weakened by Atomic bomb testing! Strange little creatures are popping out of hyperspace all over Earth. It's up to you to catch as many of these little critters as you can, before they overrun the world! The creatures come in five types, each with its own point value. The higher its value, the quicker it pops back into hyperspace, so you've got to work fast. Every now and then, one little creature appears which is so charged with energy that it zips all around the screen briefly, then disappears. If you can catch this SUPER AAAARRGGG, there are bonus points and time for you, but don't get POISONED by little green men!



### STARBASE ASSAULT

<sup>TM</sup> A fleet of alien warships has surrounded your Starbase, firing deadly plasma torpedoes in an attempt to knock out its protective force field rings and destroy it! You've got to man the station's laser cannon, rotating and firing it rapidly, to blast the aliens and their torpedoes. As the battle continues, the aliens attack in ever greater numbers- up to 5 at a time and from 8 different directions! Every hit by an alien drains your force field. A high score bonus will partially replenish your energy supply, but when the last energy ring is gone, your Starbase is destroyed!



FOR 16K CASSETTE OR 24K DISK



EACH...\$18.95

ASK FOR PRETZELLAND SOFTWARE AT YOUR LOCAL DEALER, OR ORDER DIRECT. PLEASE ADD \$2.00 SHIPPING FOR MAIL ORDERS. C.O.D. ORDERS ACCEPTED BY PHONE. CALL OR WRITE FOR OUR ILLUSTRATED LISTING OF AFFORDABLE GAMES FOR YOUR ATARI 400/800 (R).

PRETZELLAND SOFTWARE<sup>TM</sup>  
2005 C WHITTAKER RD. YPSILANTI, MI. 48197

(313) 483-7358

# SPACE ACE

## LONDON SOFTWARE PRESENTS

# SPACE ACE

ARCADE QUALITY HI-RES GRAPHICS & SOUND  
EXCEPTIONAL ATTENTION TO DETAIL  
RELENTLESS, DYNAMIC ACTION

## TAKE OVER COMMANDER!

Your ship can travel and fire over the entire screen. Constantly scrolling, randomly generated, multi-colored asteroids provide continuous challenge as space bombs pursue you across the galaxy and Silurian Space Mines with alternating visibility keep you on your toes. While the Asteroids, Bombs & Mines continue to attack, the Death Vortex (a rotating three-dimensional orb), comes randomly from Hyper-Space to pursue your ship and the Silurian warship with its pulsating atomic core attacks and blows you away... unless, of course, you are a SPACE ACE!

*A great new and challenging space game by Greg Young*

- Requires 16K and all of the potential of the ATARI<sup>TM</sup> 400/800
- Disk/Cassette
- Joy stick
- 100% machine language
- Multiple levels of play
- Time limit options
- Bonus scoring

**\$29.95**

SEND CHECK OR MONEY ORDER TO:

LONDON SOFTWARE  
374 Wildwood Avenue  
Piedmont, CA 94611

Ph. orders (415) 893-1090  
Visa/Mastercharge  
Dealer Inquiries Invited.

Please add \$1.50 postage & handling. Calif. residents add additional \$1.95 tax.  
Atari 400/800 is a registered trademark of Atari, Inc.



## NEW PRODUCTS

### ATMASD (macro-assembler)

*Manufactured by:*

ELCOMP, Inc.

53 Redrock Lane

Pomona, CA 91766

(714) 632-8314

*Price:* \$89.00

Diskette

ATMASD means ATARI Macro-Assembler, Disk version. This is a software tool from ELCOMP that combines the abilities of several of its products into a masterful whole. The product is meant for use in Assembly Language programming, and essentially provides a way to move about in the program, see what has been done, examine registers and memory locations, make specific changes, and when ready, compile the completed program.

Some tool of this kind is necessary for machine language programming. ATMASD includes a machine language monitor (available separately as ATMONA-1 for \$19.95), and an assembly language editor (available separately as ATAS for \$49.95).

### DATA PERFECT ATARI

*(program)*

*Manufactured by:*

LJK Enterprises

P.O. Box 10827

St. Louis, MO 63129

(314) 846-6124

*Price:* \$99.95

Diskette

This data base program for the ATARI 400 or 800 requires 32K RAM. It is compatible with LJK's "Letter Perfect" word processor program and drives any parallel printer.

DATA PERFECT ATARI is written in machine language, so is very compact, and eliminates disk-swapping. It is menu-driven, but allows the user to design his own screen mask. Multiple searches and sorts are possible. Output includes reports (lists) and labels. Mathematical operations, including formulas, can be performed on or between fields. A complete disk utility section is included, and the program will support one or two disk drives.

### CHEM LAB SIMULATIONS

*(education)*

*Manufactured by:*

High Technology Software, Inc.

2201 N.E. 63rd

P.O. Box 14665

Oklahoma City, OK 73113

(405) 478-2105

*Price:* \$100 (each)

Diskette only

These programs simulate chemistry experiments that can be used with a group, or individually. They are designed by a chemistry professor, and are interactive with the student(s).

Chem Lab 1 simulates acid-base titration and the determination of Avogadro's Number. Chem Lab 3 demonstrates calorimetry, including Hess's law, and realistically animates calorimetric experiments. Chem Lab 4 covers thermodynamics, and illustrates heat changes in vaporization and the thermodynamics of an equilibrium reaction. Chem Lab 2 (gas law) is not currently available for the ATARI.

These programs require 40K RAM.

### LEADING EDGE DISK SYSTEM

*Manufactured by:*

The Leading Edge

8642A Spicewood Springs Rd.,

No. 532

P.O. Box 10998

Austin, TX 78766

(512) 258-3828

*Price:* \$1,150.00

This system expands the ATARI 800 into a professional software development tool with much faster data-to-disk transfer time than the standard 810 drive procedures.

The minimum system includes a boxy expansion unit that replaces the 800's lid, a single/double density diskette drive, and connectors. The expansion unit adds six slots to the 800. It comes with a "motherboard," disk drive controller, and operating system T-Card.

Data transfer time is increased up to seven times normal, significantly reducing "waiting-time" for busy programmers. It can also be used for fast duplica-

tion of diskettes by driving a chain of up to eight drives (\$375 each); or serve as a word processing disk conversion system.

It is fully compatible with existing ATARI software, and no modifications of ATARI DOS are required. Expansion boards for the new slots include EPROM burners (2716 or 2732), RS-232 Serial Interface, and a Centronics Interface (\$99 each). The burners can be used with any 800 without the system.

### ATTACK AT EP-CYG-4 (game)

*Manufactured by:*

BRAM Inc.

18779 Kenlake Pl. NE.

Seattle, WA 98155

(206) 644-3425

You have just been revived from four years of stasis. The brutal machine race called Tartillians have already destroyed their humanoid creators and have sworn the destruction of all humanoid forms. As you board your gravitron drive attack ship, you cling to the hope that it is not too late to save Earth. The Tartillians await below . . . on EP-CYG-4.

This unique new game from BRAM requires 24K disk version, 16K cassette version. There are 3 different missions to choose from on the disk, and 2 on the cassette.

### CROSSWORD MAGIC

*Manufactured by:*

L&S Computerware

1589 Fraser Drive

Sunnyvale, CA 94087

(408) 738-3416

*Price:* \$49.95

This program generates crossword puzzles. You provide the words and definitions, it connects them and designs the format. Somewhere between a game and a tool, Crossword Magic should be educational as well as fun. Puzzles can be generated around any theme (eg. ATARI) in any matrix from 3X3 to 20X20.

It requires the ATARI 800 with 40K and a disk drive, and will print out on most graphics-capable printers. A version for the ATARI 400 is in the works.



## NEW PRODUCTS

### VERVAN UTILITIES

*Manufactured by:*  
VERVAN Software  
10072 Balsa Street  
Cucamonga, CA 91730  
*Price:* varies, see below  
*Media:* varies, see below


Six utilities for the ATARI 400 and 800 include: CASDUP (copies any ATARI cassette), cassette only, \$20.00; CASDIS (converts cassette to diskette), diskette only, \$25.00; DISDUP (duplicates "difficult" disks), diskette only, \$25.00; VARMAP (lists BASIC variables with line numbers), cassette or disk, \$25.00; LINMAP (lists BASIC line numbers with all referenced lines), cassette or disk, \$25.00; FULMAP (VARMAP + LINMAP + indirect addressing list), cassette or disk, \$40.00.

### MICROBERS

(payroll/personnel program)  
*Manufactured by:*  
Compumax Associates, Inc.  
P.O. Box 7239  
Menlo Park, CA 94025  
*Price:* \$200  
Diskette (two drives required)

MICROBERS is a business program that keeps complete personnel files, calculates pay, prints checks, fills out W-2 forms, and produces useful reports. Two drives and an ATARI 800 with 48K RAM are required. A printer is needed for hard-copy products.

MICROBERS is designed for use under California law, but can be adapted to other states (or foreign countries) by a competent BASIC programmer. It keeps records for each employee, including employment history, salary or wage, and accumulated deductions. It calculates the payroll, figures Federal and state tax withholdings, social security deductions, disability insurance, miscellaneous deductions, and gross/net pay. Reports generated include the quarterly "941" report, labor costs by job, and an overall labor recap report. It is menu-driven and provides security levels to safeguard information.



## GALACTIC CHASE™

The aliens have swept undefeated across the galaxy. You are an enterprising star ship captain—the final defender of space.

As the aliens attack, you launch a deadly barrage of missiles. Flankers swoop down on your position. Maneuvering to avoid the counterattack, you disintegrate their ships with your magnetic repellers.

As your skill improves, the attackers increase their speed. And as a last resort, the aliens use their invisible ray to slow the speed of your missile launcher.

GALACTIC CHASE provides Atari owners with the most challenging one or two person game in the galaxy.

Atari 400/800 16k. Written in machine language. Requires joysticks. 24.95 for cassette or 29.95 for disk plus 2.00 shipping. Michigan residents add 4%.

Payment: Personal Checks—allow three weeks to clear.



American Express, Visa, & Master Charge—include all numbers on card. Please include phone number with all orders.

Check the dealer in your local galaxy. Dealer inquiries encouraged.

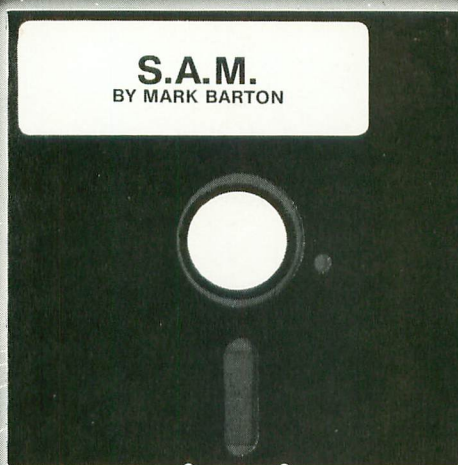
**SPECTRUM**  
COMPUTERS

26618 Southfield  
Dept S. Lathrup Village, MI. 48076  
(313) 559-5252



# Your Atari Can Already Talk

An exciting new  
breakthrough:



*This disk can  
now make your  
computer speak!*

It's the **Software Automatic Mouth — S.A.M.**  
The brand new, all-software, high quality speech synthesizer  
from **DON'T ASK.**

**S.A.M. gives you:**

Unlimited vocabulary  
Full inflection at your control  
Effortless access from BASIC  
Separate pitch and speed control  
Thorough, instructive owner's manual  
Easy-to-learn phoneme spelling system  
**And** automatic English-to-speech conversion  
Elaborate internal pronunciation rules for natural-sounding speech

**S.A.M. for the ATARI 400/800 includes:**

- **S.A.M.** on disk
- Complete documentation
- English-phoneme dictionary

**Only \$59.95**

Note: On the ATARI, screen blanks during  
vocal output.

ATARI is a trademark of ATARI INC.

**Hear S.A.M. at your favorite computer store today.**  
**For more information, contact:**

**DON'T ASK**  
**Computer Software**

2265 Westwood Blvd., Ste. B-150  
Los Angeles, California 90064  
(213) 397-8811



- For a copy of the owner's manual, specify computer and send \$2.00 to **DON'T ASK.**
- You can order **S.A.M.** directly from **DON'T ASK.** Add \$2.00 for shipping and handling to your check or money order (or order C.O.D.).

**Dealer inquiries welcome**

## Talk is cheap



# TURTLE GRAPHICS

## Part I

by Gordon Smith



This is the first of two articles on implementing a Turtle Graphics system in FORTH.

Let me make two quick points about FORTH:

- Doing this project in any other computer language would have been so involved that I would never have done it, and so lengthy that this magazine would never have published it.
- Doing it in FORTH was so easy it took me considerably longer to write the English for this article than the FORTH!

Those of you who have Pink Noise Studios' pns-FORTH (I use version 1.4) can edit the screens accompanying these articles "as is" and start turtle-ing. If you have another implementation of FORTH for the ATARI, some revisions are inevitable. I have used words like PLOT and DRAWTO, that pns-FORTH provides for making graphics calls to the ATARI's operating system. Your system may already have similar words. In Part 2 (next issue), I'll discuss the functions of any non-fig-FORTH words that I've used.

### Turtle Graphics Versus Coordinate Graphics

"Turtle Graphics" is a simple but powerful approach to creating graphic designs with a computer. It was originally developed in the 1960's at MIT — primarily by computer scientist, child psychologist, and educator Seymour Papert — as part of the LOGO system.

Let me give you a very simple example of how it works. Suppose we want to draw a square on the screen, 10 units on a side. The sequence of commands

```
10 DRAW
90 TURN
10 DRAW
90 TURN
10 DRAW
90 TURN
10 DRAW
90 TURN
```

or, in a shorter form,

```
4 ( 10 DRAW 90 TURN )
```

requests an imaginary turtle on the screen to crawl 10 units forward, draw a line as it goes, turn 90 degrees clockwise, repeat four times. The turtle will leave behind a square.

By typing

```
DEFINE SQUARE AS 4 ( 10 MOVE 90 TURN ) END
```

we can add the new command SQUARE to our turtle's graphics repertoire. Then typing the single command

```
SQUARE
```

will have the same effect as our previous sequence of commands. For example, to draw a square tilted by thirty degrees, we need only to type

```
30 TURN
```

```
SQUARE
```

The conventional approach to graphics, in which one must specify fixed screen coordinates and the endpoints of each line is much more complicated.

The principle advantage of Turtle Graphics is that it describes shapes in an intrinsic way, without referring to where they are or how they're oriented. The numbers used in Turtle Graphics represent easily visualizable things, like lengths of lines, or angles.

A further important aspect of a Turtle Graphics system is the nature of the programming it encourages: structured, modular, and hierarchical. The `DEFINE . . . AS . . . END` construct shown above is the key to this. Basic sub-designs can be made into new turtle commands which are then as much a part of the turtle's language as the predefined system commands. These higher-level commands can then be used to define still higher ones, and so on.

For example, a simple picture of a house like that in Figure 1 could be drawn with a long sequence of `DRAW`s and `TURN`s (along with another command for the turtle to move without drawing). But the structure of the design cries out for the programmer to instead first enrich the turtle's vocabulary by defining commands such as, perhaps, `RECTANGLE`, `WINDOW`, `DOOR`, `FRONT`, and `ROOF`, before using these higher-level command to define on called `HOUSE`.

### The FORTH Advantage

FORTH is so ideally suited to Turtle Graphics that, in a sense, implementing it is a trivial exercise.

The most complicated aspect of Turtle Graphics is the problem of providing a programming environment in which



turtle commands can be executed. Such a capability is already intrinsic to FORTH, while it is quite foreign to conventional languages like BASIC.

The point here is that the turtle's language can be just an extension of the FORTH language — turtle commands are simply FORTH words. There is no need to write an extensible command language processor. That's what a FORTH system already is!

## What the Screens Contain

The ten screens of FORTH listed in this article lay the necessary foundations for us to build a Turtle Graphics system in Part 2 (next issue). The words here are not specifically turtle-oriented. Rather, they extend FORTH's capabilities in directions particularly useful to the application.

Screens 1, 2, and 3 add some trigonometric capability to FORTH. If the turtle is to move 10 units forward at 30 degrees from the vertical, we need to compute how far up and how far over she goes. For this we use a lookup-table approach. Scaling the values by 10000 enables us to store them as single-precision integers. The words SIN\* and COS\* are the result of this. For example,

```
10 30 SIN*
```

leaves 5, or 10 times the sine of 30 degrees, on the stack; and this is how far over the turtle would move.

Screen 4a makes available a defining word, VALUE, for a new data type. An alternative to CONSTANT and VARIABLE, VALUE words tend to make FORTH code more readable. They are best explained by the following example:

```
VALUE A VALUE B VALUE C
```

```
ok
```

```
2 TO A 3 TO B
```

```
ok
```

```
A . B .
```

```
2 3 ok
```

```
A B + TO C C .
```

```
5 ok
```

VALUE words return their value when executed, except when they are preceded by TO; in which case they store the top of the stack into themselves. (This idea has been discussed in the FORTH DIMENSIONS newsletter of the Forth Interest Group.)

In screen 4a the words TO and VALUE are defined in assembly language, rather than FORTH, so that they will execute as fast as CONSTANTs and VARIABLEs. If you don't have an assembler, use the alternate FORTH code on screen 4b.

Screens 5 through 8, culminating in the word CLIP, implement a line-clipping algorithm. We want the turtle to be able to cross the edge of the screen, so that if we execute SQUARE when she is near the top we'll get a clipped box. But the operating system will refuse to draw a line whose endpoints aren't both within the screen boundaries. Therefore, we must be able to calculate the endpoints of the portion of the line which lies on the screen. If we give CLIP the coordinates of two points, it first determines whether any part of the line between them lies within a "clipping rectangle" whose extent we can specify by setting the values of

LEFT, RIGHT, TOP, and BOTTOM. (Note that these words are in the vocabulary CLIPPING). If so, it returns the coordinates of the endpoints of the portion within the clipping rectangle, and a true flag. If not, it returns only a false flag.

For example, suppose we set the clipping rectangle to be the size of the mode-7 graphics screen with

```
CLIPPING
```

```
0 TO LEFT
```

```
159 TO RIGHT
```

```
0 TO TOP
```

```
79 TO BOTTOM
```

Then

```
30 30 50 50 CLIP
```

leaves 30 30 50 50 1 on the stack because the line between (30,30) and (50,50) is completely within the clipping rectangle. But

```
80 100 200 40 CLIP
```

leaves 122 79 159 61 1 because only the portion between (122,79) and (159,61) of the specified line lies inside the clipping rectangle. And

```
200 200 300 300 CLIP
```

leaves 0 because no part of the line lies inside. The Cohen-Sutherland algorithm that CLIP uses is described in detail in Chapter 5, "Clipping and Windowing", of Newman and Sproull's *Principles of Interactive Computer Graphics*.

The last screen, number 9, defines the word GRAPHICS for opening the screen in the graphics mode specified by the top the stack, and LINE, which takes the coordinates of two endpoints and draws the clipped part of it on the screen.

If you want to see the clipping in action, before the rest of the code is given in Part 2, try the following: Define the words BORDER, RANDOM\_\_LINE, and RANDOM\_\_LINES as

```
: BORDER
```

```
CLIPPING
```

```
1 COLOR
```

```
LEFT BOTTOM PLOT
```

```
LEFT TOP DRAWTO
```

```
RIGHT TOP DRAWTO
```

```
RIGHT BOTTOM DRAWTO
```

```
LEFT BOTTOM DRAWTO ;
```

```
: RANDOM__LINE
```

```
4 0 DO CRANDOM LOOP LINE ;
```

```
: RANDOM__LINES
```

```
0 DO RANDOM__LINE LOOP ;
```

and then type

```
CLIPPING
```

```
20 TO LEFT
```

```
140 TO RIGHT
```

```
20 TO TOP
```

```
60 TO BOTTOM
```

```
7 GRAPHICS
```

```
BORDER
```

```
100 RANDOM__LINES
```

See you next issue!



( Turtle Graphics I, screen 1 )

DECIMAL

TABLE SINES

0000 , 0175 , 0349 , 0523 , 0698 ,  
0872 , 1045 , 1219 , 1392 , 1564 ,  
1736 , 1908 , 2079 , 2250 , 2419 ,  
2588 , 2756 , 2924 , 3090 , 3256 ,  
3420 , 3584 , 3746 , 3907 , 4067 ,  
4226 , 4384 , 4540 , 4695 , 4848 ,  
5000 , 5150 , 5299 , 5446 , 5592 ,  
5736 , 5878 , 6018 , 6157 , 6293 ,  
6428 , 6561 , 6691 , 6820 , 6947 ,  
7071 , 7193 , 7314 , 7431 , 7547 ,  
7660 , 7771 , 7880 , 7986 , 8090 ,  
8192 , 8290 , 8387 , 8480 , 8572 ,  
8660 , 8746 , 8829 , 8910 , 8988 ,  
9063 , 9135 , 9205 , 9272 , 9336 ,  
9397 , 9455 , 9511 , 9563 , 9613 ,  
9659 , 9703 , 9744 , 9781 , 9816 ,  
9848 , 9877 , 9903 , 9925 , 9945 ,  
9962 , 9976 , 9986 , 9994 , 9998 ,  
10000 , -->

( Turtle Graphics I, screen 2 )

```
:( SIN) ( n1 --- n2 )
  DUP 90 > IF
    180 SWAP - THEN
      SINES ;

: SIN ( n1 --- n2 )
  ( Returns 10000 times the sine )
  ( of n1 degrees. )
```

```
    360 MOD
    DUP 0< IF
      360 + THEN
    DUP 180 > IF
      180 - (SIN) MINUS ELSE
        (SIN) THEN ;
```

```
: COS ( n1 --- n2 )
  ( Returns 10000 times the cosine )
  ( of n1 degrees. )
  360 MOD 90 + SIN ;
```

-->

( 32 Turtle Graphics I, screen 3 )

```
: SIN* ( n1 n2 --- n3 )
  ( Returns n1 times the sine of )
  ( n2 degrees. )
  SIN 10000 */ ;
```

```
: COS* ( n1 n2 --- n3 )
  ( Returns n1 times the cosine of )
  ( n2 degrees. )
  COS 10000 */ ;
```

-->

( 33 Turtle Graphics I, screen 4a )

0 VARIABLE TO-FLAG

```
CODE TO ( --- )
  1 # LDA, TO-FLAG STA,
    NEXT JMP, END-CODE
```

```
: VALUE
                                0 CONSTANT
                                ;CODE
                                TO-FLAG LDA, 0= IF,
                                2 # LDY, W )Y LDA, PHA,
                                INY, W )Y LDA, PUSH JMP, ELSE,
                                0 # LDA, TO-FLAG STA,
                                BOT LDA, 2 # LDY, W )Y STA,
                                BOT 1+ LDA, INY, W )Y STA,
                                POP JMP, THEN,
                                END-CODE
```

-->

( 34 Turtle Graphics I, screen 4b )

0 VARIABLE TO-FLAG

```
: TO
  1 TO-FLAG ! ;
```


```
: VALUE
  <BUILDS 0 ,
  DOES> TO-FLAG @ IF
    0 TO-FLAG !
    ! ELSE
    @ THEN ;
```

-->

*continued on next page*

# TURN YOUR ATARI 810 DISK DRIVE INTO A REAL SPEED DEMON.

WITH



## FAST-CHIP

- Increases the formatting speed of 810 disks by 10 to 40%.
- Plug compatible
- Easy to install

### ORDERING INFORMATION

Available at your local Atari dealer or Atari Service Center for only \$39.95 (installation may be extra).

If not available in your area call BINARY directly to place your order. Our order lines are open 24 hours per day, 7 days per week.

### Shipping and handling charges:

North America: Add \$2.50  
Outside N.A.: Add 10%  
Michigan Residents: Add 4% tax.  
C.O.D.: Add \$2.00

### Payment Methods:

VISA, Master Charge, AMEX, cash, certified check, personal check (allow for clearance), money order.

Look for Binary Software Products at your local computer store.

Dealer Inquiries invited

**BINARY**<sup>TM</sup>  
COMPUTER SOFTWARE  
3237 Woodward Ave.  
Berkley, MI 48072  
(313) 548-0533

BINARY CORPORATION



```

( Turtle Graphics I, screen 5 )

VOCABULARY CLIPPING IMMEDIATE

CLIPPING DEFINITIONS

VALUE LEFT      VALUE TOP
VALUE RIGHT     VALUE BOTTOM

2 BASE !

: CODE ( p --- n )
    0
    OVER TOP < IF
    1000 + SWAP DROP ELSE
    SWAP BOTTOM > IF
    0100 + THEN
    THEN
    OVER LEFT < IF
    0001 + SWAP DROP ELSE
    SWAP RIGHT > IF
    0010 + THEN
    THEN ;

-->

( Turtle Graphics I, screen 6 )

VALUE X1
VALUE Y1

```

```

VALUE C1
VALUE X2
VALUE Y2
VALUE C2
VALUE C

: CLIP_X ( n1 --- n2 )
    Y1 -
    X2 X1 -
    Y2 Y1 -
    */ X1 + ;

: CLIP_Y ( n1 --- n2 )
    X1 -
    Y2 Y1 -
    X2 X1 -
    */ Y1 + ;

-->

( 37 Turtle Graphics I, screen 7 )

2 BASE !

: WHERE? ( --- p )
    C 0001 AND IF
    LEFT LEFT CLIP_Y ELSE
    C 0010 AND IF

```

```

RIGHT RIGHT CLIP_Y ELSE
    C 0100 AND IF
    BOTTOM CLIP_X BOTTOM ELSE
    C 1000 AND IF
    TOP CLIP_X TOP THEN
    THEN
    THEN ;

DECIMAL

: HERE! ( p --- )
    C C1 = IF
    TO Y1 TO X1 X1 Y1 CODE TO C1 ELSE
    TO Y2 TO X2 X2 Y2 CODE TO C2 THEN ;

-->

( 38 Turtle Graphics I, screen 8 )

FORTH DEFINITIONS

: CLIP ( p1 p2 --- p1' p2' t )
    ( or )
    ( p1 p2 --- f )

    CLIPPING
    TO Y2 TO X2 X2 Y2 CODE TO C2
    TO Y1 TO X1 X1 Y1 CODE TO C1
    BEGIN
    C1 C2 OR WHILE
    C1 C2 AND IF
    0 ;S THEN
    C1 IF
    C1 TO C ELSE
    C2 TO C THEN
    WHERE? HERE! REPEAT
    X1 Y1 X2 Y2 1 ;

-->

( 39 Turtle Graphics I, screen 9 )


: GRAPHICS ( n --- )
    ( Clears the screen and sets it up )
    ( for graphics mode n with a text )
    ( window. )
    >R SETUP S CLOSE S
    SPLIT-SCREEN R> GR. ;

: LINE ( p1 p2 --- )
    ( Displays whatever piece of the )
    ( line from p1 to p2 is within )
    ( the clipping window. )
    CL# @ COLOR
    CLIP IF
    PLOT DRAWTO THEN ;

;S

```

# WANTED




## SOFTWARE AUTHORS!

for Apple, Atari, TRS-80, NEC, Hitachi. . .

Brøderbund Software is looking for new authors to join its international team of programmers. If you have a product for the micro market, let us show you the advantages of working with our team of design, production and distribution specialists.

Call or write for our free Authors Kit today or send us a machine readable copy of your work for prompt review under strictest confidence.



## Brøderbund Software

1938 Fourth Street, San Rafael, CA 94901 • (415) 456-6424



Reviewed by Cassie Stahl

## ATARI LEARNING BY USING

by Thomas E. Rowley

Copyright by Inc. W. Hofacker GmbH

53 Redrock Lane

Ponoma, CA 91766

If you've finished your ATARI BASIC book by Albrecht and do not understand the Hardware/Software Manual yet, then this book may be for you. Thomas Rowley's "ATARI BASIC—Learning by Using," will teach you some valuable techniques that will add a lot of diversity to your programs! This book is so thin you'd be apt to pass it up. Please don't. You'll be pleasantly surprised at the amount of information packed into these 73 pages.

The book gives you some simple sample programs. Type them into your ATARI and watch the action. These are deceptive programs to look at. They are so short that you won't be expecting the complex results.

One program illustrates how you can squeeze more colors out of Graphics 8 mode.

You'll also learn how to draw a circle and a star in graphics 7 & 8. Would a cover page add some extra pizzazz to your program?

Would you like to try putting the console switches to use? It's easy with this book!!

Learn how to mix the graphic modes and use your Player/Missile graphics. Add a joystick or paddle controller to your games. Ask for input from the keyboard without interrupting the flow of the game. This technique can be used to do just about anything that you can think of.

There are several games in this book, yours free for the typing. Try them out and with a little study you'll learn even more.

Every page is packed full of information. You'll learn how to make the cursor disappear (POKE 752,1) and make it reappear (POKE 725,0). Flipping the text upside down and backwards is a snap (POKE 755,4) bringing it back is just as easy (POKE 755,0)! Are you lost on the screen? Try asking the computer for help. PRINT PEEK (84)) tells you which row you are on, (PRINT PEEK (85)) will tell you what column you are on. Would you like to put your cassette recorder to more use? POKE 54018,52 and stick in a music tape, when you are done POKE 54018,60 to turn the cassette motor off.

Well, I don't want to tell you everything. You will have to get a copy of the book for yourself. Sit down in front of your computer with this book and start hackin'! Good luck!!

## University Software

offers *INEXPENSIVE PROGRAMS*  
on CASSETTE TAPES for the ATARI 800!

### SMALL BUSINESS:

- Tax • Touch Typing • PERT • Savings & Loan
- Phone • Optimum Job • Mortgage • Assignment

### EDUCATION & SCIENTIFIC:

- Presidents Simult. Equations
- Speed Reader Quantum Chemistry
- Pythag. Theorem Octa/Dec

### FUN & GAMES I:

- Reversi • Combat • Biorythm
- Maternind • Space Race

### FUN & GAMES II:

- Scramble • Yahtzee • Target Practice
- Credit Monopoly • Bridge


### HOME & ECONOMICS:

- Temperature Conversions • Metric Conversions
- Home Sorcerer • Julian Cal. • Eternal Cal.
- Checking Acct.

For only \$29.95 each, these cassettes will bring you hours of entertainment and education. And for \$14.95 per volume, you can purchase a 5-volume set of 105 Microsoft BASIC programs, in book form! To place your order, consult your dealer or contact: **UNIVERSITY SOFTWARE, P.O. Box 4544, Stanford, California 94305.**

### EPROM PROGRAMMER FOR PET AND ATARI COMPUTERS

The **BRANDING IRON** is an EPROM programmer especially designed for PET and ATARI computers. Programs 2716 and 2532 type EPROMs. The PET version plugs into the cassette and I/O port and comes with software which adds the programmer commands to the PET monitor. The ATARI version plugs into controller jacks and comes with a full fledged machine language monitor which provides 30 commands for interacting with the computer and the **BRANDING IRON**.



ATARI — \$119.95

**Eastern House**

3239 Linda Dr.  
Winston-Salem, N.C. 27106  
(919) 924-2889 (919) 748-8446



# A new magazine devoted entirely to ATARI users.

# Antic™

The ATARI Resource

I would like to subscribe to ANTIC for

☐ 1 Year (6 issues) Please enclose \$15.

☐ 2 Years (12 issues) Please enclose \$27.

Make check or money order payable to:

ANTIC Publishing  
297 Missouri Street  
San Francisco, CA 94107

Please check where appropriate:

I own:

☐ 400

☐ Cassette

☐ Printer

☐ 800

☐ Disk

\_\_\_\_ K Memory

☐ Modem

☐ Interface

Start with issue # \_\_\_\_\_.

\_\_\_\_\_  
Name

\_\_\_\_\_  
Street

\_\_\_\_\_  
City, State

\_\_\_\_\_  
Zip

## ADVERTISERS

|                            |        |
|----------------------------|--------|
| ADVENTURE INTERNATIONAL    | 7, 32  |
| ALIEN GROUP                | 37     |
| ATARI                      | 16     |
| BINARY                     | 27, 59 |
| BRAM                       | 44     |
| BRODERBUND                 | 60     |
| DATASOFT                   | IBC    |
| DON'T ASK                  | 56     |
| EASTERN HOUSE              | 19, 61 |
| EDUCATIONAL SOFTWARE       | 41     |
| EL COMP                    | 38     |
| FRONT RUNNER               | 53     |
| GSC                        | 29     |
| INTEC                      | 29     |
| JV SOFTWARE                | 18     |
| LEADING EDGE PRODUCTS      | IBC    |
| L.E. SYSTEMS               | 43     |
| LJK                        | 25     |
| LONDON SOFTWARE            | 53     |
| MACROTRONICS               | 30     |
| MICROPERIPHERAL            | 39     |
| MPC                        | 47     |
| MPI                        | 11     |
| MOSAIC                     | 3      |
| NUDMEHI SOFTWARE           | 49     |
| ON-LINE SYSTEMS            | BC, 50 |
| OPTIMIZED SYSTEMS SOFTWARE | 21     |
| PERCOM                     | 5      |
| PDI                        | 13     |
| PRETZEL LAND SOFTWARE      | 53     |
| PROTRONICS                 | 48     |
| SMITH-CORONA               | 23     |
| SPECTRUM                   | 55     |
| STREET ELECTRONICS         | 26     |
| SYNERGISTIC                | 39     |
| T.H.E.S.I.S.               | 29     |
| UNIVERSITY SOFTWARE        | 61     |
| VERSA COMPUTING            | 14     |
| VERVAN SOFTWARE            | 29     |
| VOYAGER SOFTWARE           | 39     |

## !!COMING NEXT ISSUE!!

Another great game from Stan Ockers

Forth Turtle Graphics Part II

Tape Topics

Sound & Music





More Reviews

New Products

## DON'T MISS IT!!



# ALL THE EXCITEMENT . . . WITHOUT THE QUARTERS!



Datasoft™ brings the thrills of a video arcade to your living room with four new programs for your 16K Atari® 400/800 Home Computer. In **Canyon Climber** you explore the beauty and meet the challenges of the Grand Canyon. Face angry goats, fierce Indians and overbearing birds. Next, step up and try your luck at **Shooting Arcade**. Take aim at stampeding elephants, waddling ducks and jumping bunnies. Then, join the tortoise and the hare as they race across **Pacific Coast Highway**. But watch out for rush hour traffic on the road and slippery boats in the water. And finally, run away to the circus in **Clowns and Balloons**. You're in the spotlight as you catapult to the very heights of the big top to bust the balloons. So go to the arcade tonight without leaving your house. Check with your local software dealer or send check or money order with \$2.00 postage/handling.

California residents, add 6% sales tax.

Available on cassette or diskette. Suggested retail price \$29.95

**Datasoft Inc.**  
COMPUTER SOFTWARE

19519 Business Center Drive  
Northridge, CA 91324 • (213) 701-5161



The Official

# FROGGER<sup>TM</sup>

by SEGA<sup>®</sup>

The Popular Arcade Game  
Now Available For Home Computers



FROGGER runs on any 48K APPLE II with  
DOS 3.3 or ATARI 400/800 with 32K  
and a Diskdrive, 16K and cassette.  
Frogger is available for \$34.95 at your  
local computer store or order  
directly from ...

All orders by VISA, Mastercard, check, or COD. Add one dollar for  
shipping. California residents please include 6% sales tax.

**ON-LINE** systems

36575 Mudge Ranch Rd., Coarsegold, CA 93614  
(209) 683-6858

® and TM designate trademarks of  
Sega Enterprises, Inc.  
© 1981 Sega Enterprises, Inc.